



Greenfield Environmental Multistate Trust LLC,  
Trustee of the Multistate Environmental Response Trust  
By Greenfield Environmental Trust Group, Inc., Member  
P.O. Box 1189 Helena, Montana 59624  
Telephone: (406)457-2142  
Email: [jr@g-etg.com](mailto:jr@g-etg.com)

July 15, 2022

**By Electronic Mail**

**Subject: First Quarter 2022 Financial Statements**

Greenfield Environmental Multistate Trust, LLC, Trustee of the Multistate Environmental Response Trust (the Multistate Trust), hereby submits the attached financial statements for the Multistate Trust - Other Sites Program to the beneficiaries.

The attached financial statements cover the year to date ended March 31, 2022, and the year ended December 31, 2021, and are submitted pursuant to the Multistate Trust's obligations under ¶6.1 of the Environmental Response Trust Agreement.

Please do not hesitate to contact me or Cindy Brooks with any questions pertaining to the attached.

Sincerely,

Greenfield Environmental Multistate Trust, LLC  
Trustee of the Multistate Environmental Response Trust  
By: Greenfield Environmental Trust Group, Inc., Member

A handwritten signature in blue ink that reads 'Jen Roberts, CPA'. The signature is written in a cursive style and is positioned above a horizontal line.

Name: Jennifer Roberts, CPA  
Title: Director of Financial Affairs

Enclosure

cc: Cynthia Brooks  
USANYS.TrnoxTrustReports@usdoj.gov



## Accountant's Compilation Report

To the Trustees and Beneficiaries  
Greenfield Environmental Multistate Trust Group LLC  
Trustee for the Multistate Environmental Response Trust (Multistate Trust)

Site: Other Sites Program

The Trustees are responsible for the accompanying special purpose financial statements of the Multistate Trust Site, which comprise the statements of net trust assets as of March 31, 2022 and December 31, 2021, and the related statements of changes in net trust assets for the year to date ended March 31, 2022 and the year then ended December 31, 2021 and for determining that the special purpose basis of accounting is an acceptable financial reporting framework. We have performed a compilation engagement in accordance with *Statements on Standards for Accounting and Review Services* promulgated by the Accounting and Review Services Committee of the AICPA. We did not audit or review the financial statements nor were we required to perform any procedures to verify the accuracy or completeness of the information provided by the trustees. Accordingly, we do not express an opinion, a conclusion, nor provide any form of assurance on these financial statements.

The financial statements are prepared in accordance with the special purpose basis of accounting in accordance with the requirements of the Trust's obligations under ¶6.1 of the Environmental Response Trust Agreement, which is a basis of accounting other than accounting principles generally accepted in the United States.

Management has elected to omit substantially all the disclosures ordinarily included in financial statements prepared in accordance with the prescribed format basis of accounting. If the omitted disclosures were included in the financial statements, they might influence the user's conclusions about the Trust's assets, liabilities, net trust assets, additions, and deductions. Accordingly, the financial statements are not designed for those who are not informed about such matters.

### Supplementary Information

The Schedules of Budget to Actual, Supplemental Schedules of Detail Changes in Net Trust Assets and the Quarterly Investment Presentation supplementary information is presented for purposes of additional analysis and is not a required part of the special purpose financial statements. This information is the representation of the trustees. The information was subject to our compilation engagements; however, we have not audited or reviewed the supplementary information and, accordingly, do not express an opinion, a conclusion, nor provide any form of assurance on such supplementary information.

We are not independent with respect to Multistate Environmental Response Trust.

Wipfli LLP

June 23, 2022  
Helena, MT

**Multistate Environmental Response Trust**  
**Multistate Trust Other Sites Program**  
**Statements of Net Trust Assets**  
**As of March 31, 2022 and December 31, 2021**

	<u>March 31, 2022</u>	<u>December 31, 2021</u>
<b>Assets</b>		
Investments, Owned Other Sites	\$ 404,767.98	\$ 402,150.43
Investments, Non-Owned Other Sites	13,747,348.98	13,809,322.76
Investments, Other Sites Program Returned Applicant Funding	186,335.50	186,326.35
Total Assets	<u>\$ 14,338,452.46</u>	<u>\$ 14,397,799.54</u>
<b>Liabilities</b>		
Accounts Payable	\$ 29,818.37	\$ 52,222.18
Due to Administrative Account	586.24	-
Total Liabilities	<u>30,404.61</u>	<u>52,222.18</u>
<b>Net Trust Assets</b>		
Owned Other Sites	404,767.98	402,150.43
Non-Owned Other Sites	13,716,944.37	13,757,100.58
Other Sites Program Returned Applicant Funding	186,335.50	186,326.35
Total Net Trust Assets	<u>14,308,047.85</u>	<u>14,345,577.36</u>
Total Liabilities & Net Trust Assets	<u>\$ 14,338,452.46</u>	<u>\$ 14,397,799.54</u>

**Statements of Changes in Net Trust Assets**  
**For the Year to Date Ended March 31, 2022 and the Year Ended December 31, 2021**

	<u>Year to Date Ended March 31, 2022</u>	<u>Year Ended December 31, 2021</u>
<b><u>Owned Other Sites - Environmental Costs</u></b>		
Deductions from Owned Other Sites Net Trust Assets		
C - New Environmental Actions	\$ -	\$ -
D - Technical Team/Management	-	-
E - Project Fees & Expenses	-	-
F - Regulator Oversight Costs	-	-
G - Legal & Accounting Costs	-	-
Total Deductions from Net Trust Assets	<u>-</u>	<u>-</u>
Additions to Owned Other Sites Net Trust Assets		
I - Lease & Property Use	3,000.00	3,000.00
Investment income, net of expenses	(382.45)	(1,627.74)
Total Additions to Net Trust Assets	<u>2,617.55</u>	<u>1,372.26</u>
Change in Net Trust Assets	2,617.55	1,372.26
Net Trust Assets, Owned Other Sites Beginning	402,150.43	400,778.17
Net Trust Assets, Owned Other Sites Ending	<u>\$ 404,767.98</u>	<u>\$ 402,150.43</u>
<b><u>Non-Owned Other Sites - Environmental Costs</u></b>		
Deductions from Non-Owned Other Sites Net Trust Assets		
C - New Environmental Actions	\$ 8,265.63	\$ 18,134.00
D - Technical Team/Management	1,941.82	11,878.00
E - Project Fees & Expenses	-	-
F - Regulator Oversight Costs	-	63,819.23
G - Legal & Accounting Costs	-	382.50
Total Deductions from Net Trust Assets	<u>10,207.45</u>	<u>94,213.73</u>
Additions to Non-Owned Other Sites Net Trust Assets		
Investment income, net of expenses	(29,948.76)	(10,457.16)
Unrealized gain (loss) on investments	-	(1,910.79)
Total Additions to Net Trust Assets	<u>(29,948.76)</u>	<u>(12,367.95)</u>
Change in Net Trust Assets	(40,156.21)	(106,581.68)
Net Trust Assets, Non-Owned Other Sites Beginning	13,757,100.58	13,863,682.26
Net Trust Assets, Non-Owned Other Sites Ending	<u>\$ 13,716,944.37</u>	<u>\$ 13,757,100.58</u>
<b><u>Other Sites Program Returned Applicant Funding</u></b>		
Additions to Non-Owned Other Sites Net Trust Assets		
Return of previously distributed funding	\$ -	\$ 186,332.87
Investment income, net of expenses	9.15	(6.52)
Unrealized gain (loss) on investments	-	-
Total Additions to Net Trust Assets	<u>9.15</u>	<u>186,326.35</u>
Change in Net Trust Assets	9.15	186,326.35
Net Trust Assets, Other Sites Returned Applicant Funding Beginning	186,326.35	-
Net Trust Assets, Other Sites Returned Applicant Funding Ending	<u>\$ 186,335.50</u>	<u>\$ 186,326.35</u>

Multistate Environmental Response Trust  
Multistate Trust Other Sites Program - Owned Other Sites (OOSs)  
Supplemental Schedule of Detail Changes in Net Trust Assets  
For the Year to Date Ended March 31, 2022

Multistate Trust Owned Other Site (OOS) <sup>1,2</sup>			Beginning Net Trust Assets	Total Environmental Costs	Lease and Property Use	Net Investment Return	Ending Net Trust Assets	Investment Account Balance
State	Site No.	Site Name						
AZ	1	Laura Lode	\$ 19,630.44	\$ -	\$ -	\$ (49.05)	\$ 19,581.39	\$ 19,581.39
AZ	2	Red Mountain	49,292.55	-	-	(47.58)	49,244.97	49,244.97
ME	8	Oxford	13,354.58	-	-	(49.36)	13,305.22	13,305.22
MS	10	Hattiesburg	58,496.66	-	-	(47.14)	58,449.52	58,449.52
OK	12 - 17	Oklahoma City	13,086.08	-	-	(49.36)	13,036.72	13,036.72
TX	21 - 25	Corpus Christi	21,043.63	-	-	(48.97)	20,994.66	20,994.66
WI	26	Moss American (Milwaukee)	194,279.36	-	-	(40.46)	194,238.90	194,238.90
WI	26	Moss American (Milwaukee) Lease Proceeds	32,967.13	-	3,000.00	(50.53)	35,916.60	35,916.60
<b>Total</b>			<b>\$ 402,150.43</b>	<b>\$ -</b>	<b>\$ 3,000.00</b>	<b>\$ (382.45)</b>	<b>\$ 404,767.98</b>	<b>\$ 404,767.98</b>

Schedule of Budget to Actual  
For the Year to Date Ended March 31, 2022

Multistate Trust Owned Other Site (OOS) <sup>1,2</sup>			C - New Environmental Actions		D - Technical Team/Management		E - Project Fees & Expenses		F - Regulator Oversight Costs		G - Legal & Accounting Costs		Total Environmental Costs	
State	Site No.	Site Name	Actual	Budget	Actual	Budget	Actual	Budget	Actual	Budget	Actual	Budget	Actual	Budget
AZ	1	Laura Lode	\$ -	\$ -	\$ -	\$ -	\$ -	\$ -	\$ -	\$ -	\$ -	\$ -	\$ -	\$ -
AZ	2	Red Mountain	-	-	-	-	-	-	-	-	-	-	-	-
ME	8	Oxford	-	-	-	-	-	-	-	-	-	-	-	-
MS	10	Hattiesburg	-	27,000.00	-	7,000.00	-	1,000.00	-	3,000.00	-	2,500.00	-	40,500.00
OK	12 - 17	Oklahoma City	-	-	-	-	-	-	-	-	-	-	-	-
TX	21 - 25	Corpus Christi	-	-	-	-	-	-	-	-	-	-	-	-
WI	26	Moss American (Milwaukee)	-	40,000.00	-	14,000.00	-	1,000.00	-	3,000.00	-	2,500.00	-	60,500.00
WI	26	Moss American (Milwaukee) Lease Proceeds	-	-	-	-	-	-	-	-	-	-	-	-
<b>Total</b>			<b>\$ -</b>	<b>\$ 67,000.00</b>	<b>\$ -</b>	<b>\$ 21,000.00</b>	<b>\$ -</b>	<b>\$ 2,000.00</b>	<b>\$ -</b>	<b>\$ 6,000.00</b>	<b>\$ -</b>	<b>\$ 5,000.00</b>	<b>\$ -</b>	<b>\$ 101,000.00</b>

<sup>1</sup>Multistate Trust Owned Other Sites are identified in Exhibits "A-3" and "A-4" of the Trust Agreement.

<sup>2</sup>The Multistate Trust maintains segregated subaccounts for each Owned Other Site and funds in each account are dedicated solely to Environmental Actions at each site. All interest, dividends, and other revenue earned by the segregated subaccount is retained in the respective subaccount and used only for the same purpose as the initial principal in that account. Payments by the Multistate Trust from an Owned Other Site subaccount must be included in an annual budget approved by each site's Lead Agency.

**Multistate Environmental Response Trust**  
**Multistate Trust Other Sites Program - Non-Owned Other Sites (NOOSs)**  
**Supplemental Schedule of Detail Changes in Net Trust Assets**  
**For the Year to Date Ended March 31, 2022**

Multistate Trust Non-Owned Other Site (NOOS) <sup>1,2</sup>			Beginning Net Trust Assets	Total Environmental Costs	Lease and Property Use	Net Investment Return	Ending Net Trust Assets	Investment Account Balance
State	Site No.	Site Name						
ID	6	IXL Mine	\$ 888,106.48	\$ -	\$ -	\$ (6.32)	\$ 888,100.16	\$ 888,100.16
LA	2	Calhoun	2,021,745.08	(3,249.82)	-	50.31	2,018,545.57	2,040,834.79
MO	16	Belgrade	940,435.81	-	-	(3.77)	940,432.04	940,432.04
MO	4	Cape Girardeau	16,288.70	-	-	(49.20)	16,239.50	16,239.50
MO	6	Caulfield	564,385.17	-	-	(22.25)	564,362.92	564,362.92
MO	3, 5, 7-12, 15, 17	SE Missouri	563,077.91	-	-	(22.67)	563,055.24	563,055.24
MO	2	Sheldon - Bellamy	151,223.45	-	-	(42.57)	151,180.88	151,180.88
MO	13	St. Genevieve County	735,334.82	-	-	(13.84)	735,320.98	735,320.98
MO	14	Vernon County	1,902,870.70	-	-	43.59	1,902,914.29	1,902,914.29
NJ	4	Paterson	5,973,632.46	(6,957.63)	-	(29,882.04)	5,936,792.79	5,944,908.18
<b>Total</b>			<b>\$ 13,757,100.58</b>	<b>\$ (10,207.45)</b>	<b>\$ -</b>	<b>\$ (29,948.76)</b>	<b>\$ 13,716,944.37</b>	<b>\$ 13,747,348.98</b>

**Schedule of Budget to Actual**  
**For the Year to Date Ended March 31, 2022**

Multistate Trust Non-Owned Other Site (NOOS) <sup>1,2</sup>			C - New Environmental Actions		D - Technical Team/Management		E - Project Fees & Expenses		F - Regulator Oversight Costs		G - Legal & Accounting Costs		Total Environmental Costs	
State	Site No.	Site Name	Actual	Budget	Actual	Budget	Actual	Budget	Actual	Budget	Actual	Budget	Actual	Budget
ID	6	IXL Mine	\$ -	\$ -	\$ -	\$ -	\$ -	\$ -	\$ -	\$ -	\$ -	\$ -	\$ -	\$ -
LA	2	Calhoun	1,308.00	202,300.00	1,941.82	38,000.00	-	4,000.00	-	10,000.00	-	15,000.00	3,249.82	269,300.00
MO	16	Belgrade	-	-	-	-	-	-	-	-	-	-	-	-
MO	4	Cape Girardeau	-	-	-	-	-	-	-	-	-	-	-	-
MO	6	Caulfield	-	-	-	-	-	-	-	-	-	-	-	-
MO	3, 5, 7-12, 15, 17	SE Missouri	-	-	-	-	-	-	-	-	-	-	-	-
MO	2	Sheldon - Bellamy	-	-	-	-	-	-	-	-	-	-	-	-
MO	13	St. Genevieve County	-	-	-	-	-	-	-	-	-	-	-	-
MO	14	Vernon County	-	-	-	-	-	-	-	-	-	-	-	-
NJ	4	Paterson	6,957.63	33,000.00	-	15,000.00	-	5,000.00	-	-	-	2,500.00	6,957.63	55,500.00
<b>Total</b>			<b>\$ 8,265.63</b>	<b>\$ 235,300.00</b>	<b>\$ 1,941.82</b>	<b>\$ 53,000.00</b>	<b>\$ -</b>	<b>\$ 9,000.00</b>	<b>\$ -</b>	<b>\$ 10,000.00</b>	<b>\$ -</b>	<b>\$ 17,500.00</b>	<b>\$ 10,207.45</b>	<b>\$ 324,800.00</b>

<sup>1</sup>Multistate Trust Non-Owned Other Sites are identified in Attachment B of the Settlement Agreement.

<sup>2</sup>The Multistate Trust maintains segregated subaccounts for each Non-Owned Other Site and funds in each account are dedicated solely to Environmental Actions at each site. All interest, dividends, and other revenue earned by the segregated subaccount is retained in the respective subaccount and used only for the same purpose as the initial principal in that account. Payments by the Multistate Trust from a Non-Owned Other Site subaccount are for reimbursement of Environmental Actions performed by, to be performed by, or to be performed by the Multistate Trust on behalf of the States of Idaho, Louisiana, Missouri, and/or New Jersey.

**Multistate Environmental Response Trust**  
**Multistate Trust Other Sites Program - Owned Other Sites (OOS)**  
**Supplemental Schedule of Detail Changes in Net Trust Assets**  
**For the Year Ended December 31, 2021**

Multistate Trust Owned Other Site (OOS) <sup>1,2</sup>			Beginning Net Trust Assets	Total Environmental Costs	Lease and Property Use	Net Investment Return	Ending Net Trust Assets	Investment Account Balance
State	Site No.	Site Name						
AZ	1	Laura Lode	\$ 19,831.77	\$ -	\$ -	\$ (201.33)	\$ 19,630.44	\$ 19,630.44
AZ	2	Red Mountain	49,495.85	-	-	(203.30)	49,292.55	49,292.55
ME	8	Oxford	13,555.67	-	-	(201.09)	13,354.58	13,354.58
MS	10	Hattiesburg	58,700.79	-	-	(204.13)	58,496.66	58,496.66
OK	12 - 17	Oklahoma City	13,286.97	-	-	(200.89)	13,086.08	13,086.08
TX	21 - 25	Corpus Christi	21,245.30	-	-	(201.67)	21,043.63	21,043.63
WI	26	Moss American (Milwaukee)	194,492.45	-	-	(213.09)	194,279.36	194,279.36
WI	26	Moss American (Milwaukee) Lease Proceeds	30,169.37	-	3,000.00	(202.24)	32,967.13	32,967.13
<b>Total</b>			<b>\$ 400,778.17</b>	<b>\$ -</b>	<b>\$ 3,000.00</b>	<b>\$ (1,627.74)</b>	<b>\$ 402,150.43</b>	<b>\$ 402,150.43</b>

**Schedule of Budget to Actual**  
**For the Year Ended December 31, 2021**

Multistate Trust Owned Other Site (OOS) <sup>1,2</sup>			C - New Environmental Actions		D - Technical Team/Management		E - Project Fees & Expenses		F - Regulator Oversight Costs		G - Legal & Accounting Costs		Total Environmental Costs	
State	Site No.	Site Name	Actual	Budget	Actual	Budget	Actual	Budget	Actual	Budget	Actual	Budget	Actual	Budget
AZ	1	Laura Lode	\$ -	\$ -	\$ -	\$ -	\$ -	\$ -	\$ -	\$ -	\$ -	\$ -	\$ -	\$ -
AZ	2	Red Mountain	-	-	-	-	-	-	-	-	-	-	-	-
ME	8	Oxford	-	-	-	-	-	-	-	-	-	-	-	-
MS	10	Hattiesburg	-	-	-	-	-	-	-	-	-	-	-	-
OK	12 - 17	Oklahoma City	-	-	-	-	-	-	-	-	-	-	-	-
TX	21 - 25	Corpus Christi	-	-	-	-	-	-	-	-	-	-	-	-
WI	26	Moss American (Milwaukee)	-	-	-	-	-	-	-	-	-	-	-	-
WI	26	Moss American (Milwaukee) Lease Proceeds	-	-	-	-	-	-	-	-	-	-	-	-
<b>Total</b>			<b>\$ -</b>	<b>\$ -</b>	<b>\$ -</b>	<b>\$ -</b>	<b>\$ -</b>	<b>\$ -</b>	<b>\$ -</b>	<b>\$ -</b>	<b>\$ -</b>	<b>\$ -</b>	<b>\$ -</b>	<b>\$ -</b>

<sup>1</sup>Multistate Trust Owned Other Sites are identified in Exhibits "A-3" and "A-4" of the Trust Agreement.

<sup>2</sup>The Multistate Trust maintains segregated subaccounts for each Owned Other Site and funds in each account are dedicated solely to Environmental Actions at each site. All interest, dividends, and other revenue earned by the segregated subaccount is retained in the respective subaccount and used only for the same purpose as the initial principal in that account. Payments by the Multistate Trust from an Owned Other Site subaccount must be included in an annual budget approved by each site's Lead Agency.

**Multistate Environmental Response Trust**  
**Multistate Trust Other Sites Program - Non-Owned Other Sites (NOOSs)**  
**Supplemental Schedule of Detail Changes in Net Trust Assets**  
**For the Year Ended December 31, 2021**

Multistate Trust Non-Owned Other Site (NOOS) <sup>1,2</sup>			Beginning Net Trust Assets	Total Environmental Costs	Lease and Property Use	Net Investment Return	Ending Net Trust Assets	Investment Account Balance
State	Site No.	Site Name						
ID	6	IXL Mine	\$ 888,513.36	\$ (147.89)	\$ -	\$ (258.99)	\$ 888,106.48	\$ 888,106.48
LA	2	Calhoun	2,046,590.26	(24,509.25)	-	(335.93)	2,021,745.08	2,045,514.83
MO	16	Belgrade	941,088.09	(389.76)	-	(262.52)	940,435.81	940,498.07
MO	4	Cape Girardeau	16,525.35	(35.48)	-	(201.17)	16,288.70	16,291.44
MO	6	Caulfield	564,812.29	(189.58)	-	(237.54)	564,385.17	564,421.43
MO	3, 5, 7-12, 15, 17	SE Missouri	625,037.36	(61,718.15)	-	(241.30)	563,077.91	588,323.79
MO	2	Sheldon - Bellamy	151,500.08	(66.51)	-	(210.12)	151,223.45	151,233.02
MO	13	St. Genevieve County	736,230.60	(646.89)	-	(248.89)	735,334.82	735,384.08
MO	14	Vernon County	1,903,822.09	(624.97)	-	(326.42)	1,902,870.70	1,902,995.92
NJ	4	Paterson	5,989,562.78	(5,885.25)	-	(10,045.07)	5,973,632.46	5,976,553.70
<b>Total</b>			<b>\$ 13,863,682.26</b>	<b>\$ (94,213.73)</b>	<b>\$ -</b>	<b>\$ (12,367.95)</b>	<b>\$ 13,757,100.58</b>	<b>\$ 13,809,322.76</b>

**Schedule of Budget to Actual**  
**For the Year Ended December 31, 2021**

Multistate Trust Non-Owned Other Site (NOOS) <sup>1,2</sup>			C - New Environmental Actions		D - Technical Team/Management		E - Project Fees & Expenses		F - Regulator Oversight Costs		G - Legal & Accounting Costs		Total Environmental Costs	
State	Site No.	Site Name	Actual	Budget	Actual	Budget	Actual	Budget	Actual	Budget	Actual	Budget	Actual	Budget
ID	6	IXL Mine	\$ -	\$ -	\$ -	\$ -	\$ -	\$ -	\$ 147.89	\$ 3,000.00	\$ -	\$ -	\$ 147.89	\$ 3,000.00
LA	2	Calhoun	16,219.00	100,000.00	8,058.25	24,000.00	-	4,000.00	-	10,000.00	232.00	8,400.00	24,509.25	146,400.00
MO	16	Belgrade	-	-	-	-	-	-	389.76	-	-	-	389.76	-
MO	4	Cape Girardeau	-	-	-	-	-	-	35.48	-	-	-	35.48	-
MO	6	Caulfield	-	-	-	-	-	-	189.58	-	-	-	189.58	-
MO	3, 5, 7-12, 15, 17	SE Missouri	-	-	-	-	-	-	61,718.15	-	-	-	61,718.15	-
MO	2	Sheldon - Bellamy	-	-	-	-	-	-	66.51	-	-	-	66.51	-
MO	13	St. Genevieve County	-	-	-	-	-	-	646.89	-	-	-	646.89	-
MO	14	Vernon County	-	-	-	-	-	-	624.97	-	-	-	624.97	-
NJ	4	Paterson	1,915.00	41,000.00	3,819.75	15,000.00	-	5,000.00	-	-	150.50	2,500.00	5,885.25	63,500.00
<b>Total</b>			<b>\$ 18,134.00</b>	<b>\$ 141,000.00</b>	<b>\$ 11,878.00</b>	<b>\$ 39,000.00</b>	<b>\$ -</b>	<b>\$ 9,000.00</b>	<b>\$ 63,819.23</b>	<b>\$ 13,000.00</b>	<b>\$ 382.50</b>	<b>\$ 10,900.00</b>	<b>\$ 94,213.73</b>	<b>\$ 212,900.00</b>

<sup>1</sup>Multistate Trust Non-Owned Other Sites are identified in Attachment B of the Settlement Agreement.

<sup>2</sup>The Multistate Trust maintains segregated subaccounts for each Non-Owned Other Site and funds in each account are dedicated solely to Environmental Actions at each site. All interest, dividends, and other revenue earned by the segregated subaccount is retained in the respective subaccount and used only for the same purpose as the initial principal in that account. Payments by the Multistate Trust from a Non-Owned Other Site subaccount are for reimbursement of Environmental Actions performed by, to be performed by, or to be performed by the Multistate Trust on behalf of the States of Idaho, Louisiana, Missouri, and/or New Jersey.

[Table of Contents](#)

**Report:**

**Account:**

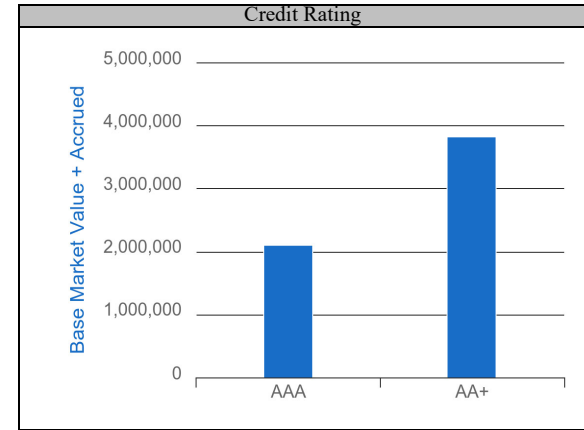
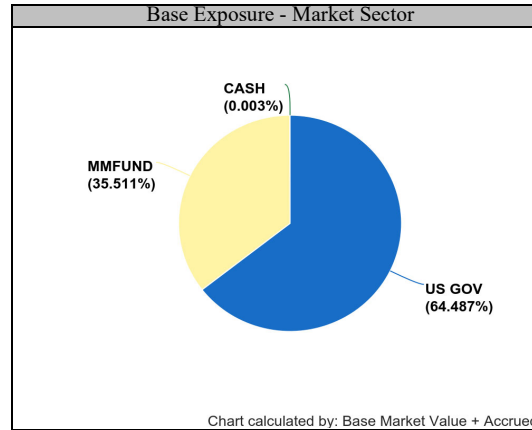
**Date:**

**Quarterly Investment Presentation**

**MS-Patterson AGG**

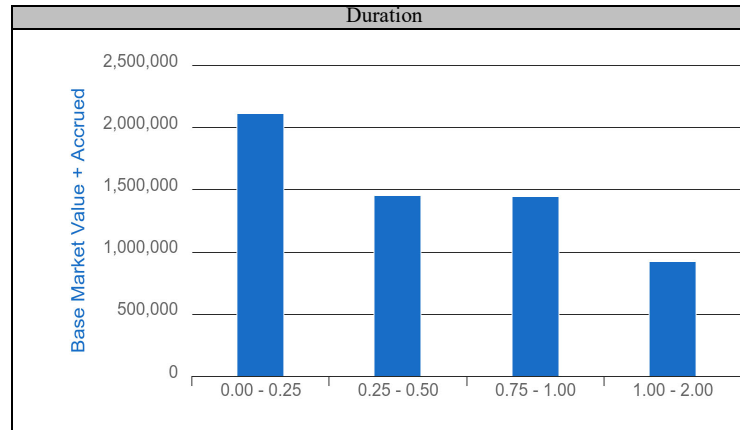
**01/01/2022 - 03/31/2022**

Cash and Fixed Income Summary	
Risk Metric	Market Value
Cash	151
Treasury MMFund	2,111,076
Fixed Income	3,833,681
<b>Total Portfolio</b>	<b>\$ 5,944,908</b>
Duration	0.489
Years to Final Maturity	0.494
Yield	0.955
Avg Credit Rating	AA+/Aa1/AA+
<b>Total Interest Income</b>	<b>\$ 1,251</b>



**Issuer Concentration**

Issuer Concentration	Market Value
United States Treasury	64.5%
Treasury MMFund	35.5%
Cash	0.0%
<b>Total Portfolio</b>	<b>100.0%</b>



**Compliance Overview**

Status	Compliant
As of	03/31/2022

1: \* Grouped by: Issuer Concentration

2: \* Groups Sorted by: % of Base Market Value + Accrued