



Greenfield Environmental Multistate Trust LLC,
Trustee of the Multistate Environmental Response Trust
By Greenfield Environmental Trust Group, Inc., Member
P.O. Box 1189 Helena, Montana 59624
Telephone: (406)457-2142
Email: jr@g-etg.com

August 17, 2023

By Electronic Mail

Subject: First Quarter 2023 Financial Statements

Greenfield Environmental Multistate Trust, LLC, Trustee of the Multistate Environmental Response Trust (the Multistate Trust), hereby submits the attached financial statements for the Multistate Trust - Other Sites Program to the beneficiaries.

The attached financial statements cover the three months ended March 31, 2023 and the year ended December 31, 2022, and are submitted pursuant to the Multistate Trust's obligations under ¶6.1 of the Environmental Response Trust Agreement.

Please do not hesitate to contact me or Cindy Brooks with any questions pertaining to the attached.

Sincerely,

Greenfield Environmental Multistate Trust, LLC
Trustee of the Multistate Environmental Response Trust
By: Greenfield Environmental Trust Group, Inc., Member



Name: Jennifer Roberts, CPA
Title: Director of Financial Affairs

Enclosure

cc: Cynthia Brooks

Accountant's Compilation Report

To the Trustees and Beneficiaries
Greenfield Environmental Multistate Trust Group LLC
Trustee for the Multistate Environmental Response Trust (Multistate Trust)

Site: Other Sites Program

The Trustees are responsible for the accompanying special purpose financial statements of the Multistate Trust Site, which comprise the statements of net trust assets as of March 31, 2023 and December 31, 2022, and the related statements of changes in net trust assets for the three months ended March 31, 2023 and the year ended December 31, 2022 and for determining that the special purpose basis of accounting is an acceptable financial reporting framework. We have performed the compilation engagements in accordance with *Statements on Standards for Accounting and Review Services* promulgated by the Accounting and Review Services Committee of the AICPA. We did not audit or review the financial statements nor were we required to perform any procedures to verify the accuracy or completeness of the information provided by the trustees. Accordingly, we do not express an opinion, a conclusion, nor provide any form of assurance on these financial statements.

The financial statements are prepared in accordance with the special purpose basis of accounting in accordance with the requirements of the Trust's obligations under ¶6.1 of the Environmental Response Trust Agreement, which is a basis of accounting other than accounting principles generally accepted in the United States.

Management has elected to omit substantially all the disclosures ordinarily included in financial statements prepared in accordance with the prescribed format basis of accounting. If the omitted disclosures were included in the financial statements, they might influence the user's conclusions about the Trust's assets, liabilities, net trust assets, additions, and deductions. Accordingly, the financial statements are not designed for those who are not informed about such matters.

Supplementary Information

The Supplemental Schedule of Detail Changes in Net Trust Assets, Schedules of Budget to Actual and the Quarterly Investment Presentation supplementary information are presented for purposes of additional analysis and are not a required part of the special purpose financial statements. This information is the representation of the trustees. The information was subject to our compilation engagements; however, we have not audited or reviewed the supplementary information and, accordingly, do not express an opinion, a conclusion, nor provide any form of assurance on such supplementary information. We are not independent with respect to Multistate Environmental Response Trust.

Wipfli LLP

Wipfli LLP

August 2, 2023
Helena, MT

**Multistate Environmental Response Trust
Multistate Trust Other Sites Program
Statements of Net Trust Assets
As of March 31, 2023 and December 31, 2022**

	<u>March 31, 2023</u>	<u>December 31, 2022 (Restated)¹</u>
Assets		
Investments, Owned Other Sites	\$ 398,533.20	\$ 394,642.48
Investments, Non-Owned Other Sites	13,749,866.51	13,733,725.81
Investments, Other Sites Program Returned Applicant Funding	191,047.71	189,032.95
Total Assets	<u>\$ 14,339,447.42</u>	<u>\$ 14,317,401.24</u>
Liabilities		
Accounts Payable	\$ 94,793.67	\$ 124,778.62
Due to Other Funds	2,310.20	82,881.99
Total Liabilities	<u>97,103.87</u>	<u>207,660.61</u>
Net Trust Assets		
Owned Other Sites	333,245.78	335,005.36
Non-Owned Other Sites	13,718,050.06	13,585,702.32
Other Sites Program Returned Applicant Funding	191,047.71	189,032.95
Total Net Trust Assets	<u>14,242,343.55</u>	<u>14,109,740.63</u>
Total Liabilities & Net Trust Assets	<u>\$ 14,339,447.42</u>	<u>\$ 14,317,401.24</u>

**Statements of Changes in Net Trust Assets
For the Three Months Ended March 31, 2023 and the Year Ended December 31, 2022**

	<u>Three Months Ended March 31, 2023</u>	<u>Year Ended December 31, 2022 (Restated)¹</u>
Owned Other Sites - Environmental Costs		
Deductions from Owned Other Sites Net Trust Assets		
C - New Environmental Actions	\$ 3,101.30	\$ 56,487.62
D - Technical Team/Management	5,544.50	16,847.50
E - Project Fees & Expenses	-	-
F - Regulator Oversight Costs	-	110.00
G - Legal & Accounting Costs	44.00	802.00
Total Deductions from Net Trust Assets	<u>8,689.80</u>	<u>74,247.12</u>
Additions to Owned Other Sites Net Trust Assets		
I - Lease & Property Use	3,000.00	3,000.00
Investment income, net of expenses	3,930.22	4,102.05
Total Additions to Net Trust Assets	<u>6,930.22</u>	<u>7,102.05</u>
Change in Net Trust Assets	<u>(1,759.58)</u>	<u>(67,145.07)</u>
Net Trust Assets, Owned Other Sites Beginning	335,005.36	402,150.43
Net Trust Assets, Owned Other Sites Ending	<u>\$ 333,245.78</u>	<u>\$ 335,005.36</u>
Non-Owned Other Sites - Environmental Costs		
Deductions from Non-Owned Other Sites Net Trust Assets		
A - Regulatory Compliance/ O&M	\$ -	\$ -
C - New Environmental Actions	11,736.25	184,134.66
D - Technical Team/Management	7,138.00	29,126.84
E - Project Fees & Expenses	-	-
F - Regulator Oversight Costs	-	51,623.62
G - Legal & Accounting Costs	263.00	4,858.25
Total Deductions from Net Trust Assets	<u>19,137.25</u>	<u>269,743.37</u>
Additions to Non-Owned Other Sites Net Trust Assets		
Investment income, net of expenses	121,680.31	98,345.11
Unrealized gain (loss) on investments	29,804.68	-
Total Additions to Net Trust Assets	<u>151,484.99</u>	<u>98,345.11</u>
Change in Net Trust Assets	<u>132,347.74</u>	<u>(171,398.26)</u>
Net Trust Assets, Non-Owned Other Sites Beginning	13,585,702.32	13,757,100.58
Net Trust Assets, Non-Owned Other Sites Ending	<u>\$ 13,718,050.06</u>	<u>\$ 13,585,702.32</u>
Other Sites Program Returned Applicant Funding		
Additions to Non-Owned Other Sites Net Trust Assets		
Return of previously distributed funding	\$ -	\$ -
Investment income, net of expenses	2,014.76	2,706.60
Unrealized gain (loss) on investments	-	-
Total Additions to Net Trust Assets	<u>2,014.76</u>	<u>2,706.60</u>
Change in Net Trust Assets	<u>2,014.76</u>	<u>2,706.60</u>
Net Trust Assets, Other Sites Returned Applicant Funding Beginning	189,032.95	186,326.35
Net Trust Assets, Other Sites Returned Applicant Funding Ending	<u>\$ 191,047.71</u>	<u>\$ 189,032.95</u>

¹Accounts Payable and Cost Center C - New Environmental Actions (Calhoun, LA NOOS Site No. 2) have been restated by \$436.00 for expenses incurred in 2022, but not received and recorded until after the distribution of the 12/31/2022 financial statements.

Multistate Environmental Response Trust
Multistate Trust Other Sites Program - Owned Other Sites (OOSs)
Supplemental Schedule of Detail Changes in Net Trust Assets
For the Three Months Ended March 31, 2023

Multistate Trust Owned Other Site (OOS) ^{1,2}			Beginning Net Trust Assets	Total Environmental Costs	Lease and Property Use	Net Investment Return	Ending Net Trust Assets	Investment Account Balance
State	Site No.	Site Name						
AZ	1	Laura Lode	\$ 19,713.44	\$ -	\$ -	\$ 159.91	\$ 19,873.35	\$ 19,873.35
AZ	2	Red Mountain	49,806.40	-	-	480.63	50,287.03	50,287.03
ME	8	Oxford	13,346.41	-	-	92.04	13,438.45	13,438.45
MS	10	Hattiesburg	33,970.34	(4,075.30)	-	527.17	30,422.21	54,030.42
OK	12 - 17	Oklahoma City	13,074.02	-	-	89.14	13,163.16	13,163.16
TX	21 - 25	Corpus Christi	21,147.17	-	-	175.19	21,322.36	21,322.36
WI	26	Moss American (Milwaukee)	147,777.38	(4,614.50)	-	1,930.52	145,093.40	186,772.61
WI	26	Moss American (Milwaukee) Lease Proceeds	36,170.20	-	3,000.00	475.62	39,645.82	39,645.82
Total			\$ 335,005.36	\$ (8,689.80)	\$ 3,000.00	\$ 3,930.22	\$ 333,245.78	\$ 398,533.20

Schedule of Budget to Actual
For the Three Months Ended March 31, 2023

Multistate Trust Owned Other Site (OOS) ^{1,2}			C - New Environmental Actions		D - Technical Team/Management		E - Project Fees & Expenses		F - Regulator Oversight Costs		G - Legal & Accounting Costs		Total Environmental Costs	
State	Site No.	Site Name	Actual	Budget	Actual	Budget	Actual	Budget	Actual	Budget	Actual	Budget	Actual	Budget
AZ	1	Laura Lode	\$ -	\$ -	\$ -	\$ -	\$ -	\$ -	\$ -	\$ -	\$ -	\$ -	\$ -	\$ -
AZ	2	Red Mountain	-	-	-	-	-	-	-	-	-	-	-	-
ME	8	Oxford	-	-	-	-	-	-	-	-	-	-	-	-
MS	10	Hattiesburg	2,182.80	18,000.00	1,892.50	6,000.00	-	1,000.00	-	2,000.00	-	1,500.00	4,075.30	28,500.00
OK	12 - 17	Oklahoma City	-	-	-	-	-	-	-	-	-	-	-	-
TX	21 - 25	Corpus Christi	-	-	-	-	-	-	-	-	-	-	-	-
WI	26	Moss American (Milwaukee)	918.50	40,000.00	3,652.00	15,000.00	-	1,000.00	-	3,000.00	44.00	2,500.00	4,614.50	61,500.00
WI	26	Moss American (Milwaukee) Lease Proceeds	-	-	-	-	-	-	-	-	-	-	-	-
Total			\$ 3,101.30	\$ 58,000.00	\$ 5,544.50	\$ 21,000.00	\$ -	\$ 2,000.00	\$ -	\$ 5,000.00	\$ 44.00	\$ 4,000.00	\$ 8,689.80	\$ 90,000.00

¹Multistate Trust Owned Other Sites are identified in Exhibits "A-3" and "A-4" of the Trust Agreement.

²The Multistate Trust maintains segregated subaccounts for each Owned Other Site and funds in each account are dedicated solely to Environmental Actions at each site. All interest, dividends, and other revenue earned by the segregated subaccount is retained in the respective subaccount and used only for the same purpose as the initial principal in that account. Payments by the Multistate Trust from an Owned Other Site subaccount must be included in an annual budget approved by each site's Lead Agency.

Multistate Environmental Response Trust
Multistate Trust Other Sites Program - Non-Owned Other Sites (NOOSs)
Supplemental Schedule of Detail Changes in Net Trust Assets
For the Three Months Ended March 31, 2023

Multistate Trust Non-Owned Other Site (NOOS) ^{1,2}			Beginning Net Trust Assets	Total Environmental Costs	Lease and Property Use	Net Investment Return	Ending Net Trust Assets	Investment Account Balance
State	Site No.	Site Name						
ID	6	IXL Mine	\$ 900,805.15	\$ -	\$ -	\$ 9,550.82	\$ 910,355.97	\$ 910,355.97
LA	2	Calhoun	1,907,585.52	(219.00)	-	20,843.00	1,928,209.52	1,928,864.52
MO	16	Belgrade	951,078.59	-	-	10,090.73	961,169.32	961,169.32
MO	4	Cape Girardeau	16,314.24	-	-	123.69	16,437.93	16,437.93
MO	6	Caulfield	572,269.51	-	-	6,049.18	578,318.69	578,318.69
MO	3, 5, 7-12, 15, 17	SE Missouri	525,358.85	-	-	5,602.35	530,961.20	530,961.20
MO	2	Sheldon - Bellamy	153,188.22	-	-	1,582.52	154,770.74	154,770.74
MO	13	St. Genevieve County	745,662.11	-	-	7,897.26	753,559.37	753,559.37
MO	14	Vernon County	1,927,300.10	-	-	20,495.57	1,947,795.67	1,947,795.67
NJ	4	Paterson	5,886,140.03	(18,918.25)	-	69,249.87	5,936,471.65	5,967,633.10
Total			\$ 13,585,702.32	\$ (19,137.25)	\$ -	\$ 151,484.99	\$ 13,718,050.06	\$ 13,749,866.51

Schedule of Budget to Actual
For the Three Months Ended March 31, 2023

Multistate Trust Non-Owned Other Site (NOOS) ^{1,2}			A - Regulatory Compliance/O&M		C - New Environmental Actions		D - Technical Team/Management		E - Project Fees & Expenses		F - Regulator Oversight Costs		G - Legal & Accounting Costs		Total Environmental Costs	
State	Site No.	Site Name	Actual	Budget	Actual	Budget	Actual	Budget	Actual	Budget	Actual	Budget	Actual	Budget	Actual	Budget
ID	6	IXL Mine	\$ -	\$ -	\$ -	\$ -	\$ -	\$ -	\$ -	\$ -	\$ -	\$ -	\$ -	\$ -	\$ -	\$ -
LA	2	Calhoun	-	-	-	150,600.00	-	39,000.00	-	4,000.00	-	10,000.00	219.00	15,000.00	219.00	218,600.00
MO	16	Belgrade	-	-	-	-	-	-	-	-	-	-	-	-	-	-
MO	4	Cape Girardeau	-	-	-	-	-	-	-	-	-	-	-	-	-	-
MO	6	Caulfield	-	-	-	-	-	-	-	-	-	-	-	-	-	-
MO	3, 5, 7-12, 15, 17	SE Missouri	-	-	-	-	-	-	-	-	-	-	-	-	-	-
MO	2	Sheldon - Bellamy	-	-	-	-	-	-	-	-	-	-	-	-	-	-
MO	13	St. Genevieve County	-	-	-	-	-	-	-	-	-	-	-	-	-	-
MO	14	Vernon County	-	-	-	-	-	-	-	-	-	-	-	-	-	-
NJ	4	Paterson	-	6,000.00	11,736.25	808,000.00	7,138.00	62,000.00	-	5,000.00	-	-	44.00	18,000.00	18,918.25	899,000.00
Total			\$ -	\$ 6,000.00	\$ 11,736.25	\$ 958,600.00	\$ 7,138.00	\$ 101,000.00	\$ -	\$ 9,000.00	\$ -	\$ 10,000.00	\$ 263.00	\$ 33,000.00	\$ 19,137.25	\$ 1,117,600.00

¹Multistate Trust Non-Owned Other Sites are identified in Attachment B of the Settlement Agreement.

²The Multistate Trust maintains segregated subaccounts for each Non-Owned Other Site and funds in each account are dedicated solely to Environmental Actions at each site. All interest, dividends, and other revenue earned by the segregated subaccount is retained in the respective subaccount and used only for the same purpose as the initial principal in that account. Payments by the Multistate Trust from a Non-Owned Other Site subaccount are for reimbursement of Environmental Actions performed by, to be performed by, or to be performed by the Multistate Trust on behalf of the States of Idaho, Louisiana, Missouri, and/or New Jersey.

Multistate Environmental Response Trust
Multistate Trust Other Sites Program - Owned Other Sites (OOSs)
Supplemental Schedule of Detail Changes in Net Trust Assets
For the Year Ended December 31, 2022

Multistate Trust Owned Other Site (OOS) ^{1,2}			Beginning Net Trust Assets	Total Environmental Costs	Lease and Property Use	Net Investment Return	Ending Net Trust Assets	Investment Account Balance
State	Site No.	Site Name						
AZ	1	Laura Lode	\$ 19,630.44	\$ -	\$ -	\$ 83.00	\$ 19,713.44	\$ 19,713.44
AZ	2	Red Mountain	49,292.55	-	-	513.85	49,806.40	49,806.40
ME	8	Oxford	13,354.58	-	-	(8.17)	13,346.41	13,346.41
MS	10	Hattiesburg	58,496.66	(25,158.41)	-	632.09	33,970.34	54,724.25
OK	12 - 17	Oklahoma City	13,086.08	-	-	(12.06)	13,074.02	13,074.02
TX	21 - 25	Corpus Christi	21,043.63	-	-	103.54	21,147.17	21,147.17
WI	26	Moss American (Milwaukee)	194,279.36	(49,088.71)	-	2,586.73	147,777.38	186,660.59
WI	26	Moss American (Milwaukee) Lease Proceeds	32,967.13	-	3,000.00	203.07	36,170.20	36,170.20
Total			\$ 402,150.43	\$ (74,247.12)	\$ 3,000.00	\$ 4,102.05	\$ 335,005.36	\$ 394,642.48

Schedule of Budget to Actual
For the Year Ended December 31, 2022

Multistate Trust Owned Other Site (OOS) ^{1,2}			C - New Environmental Actions		D - Technical Team/Management		E - Project Fees & Expenses		F - Regulator Oversight Costs		G - Legal & Accounting Costs		Total Environmental Costs	
State	Site No.	Site Name	Actual	Budget	Actual	Budget	Actual	Budget	Actual	Budget	Actual	Budget	Actual	Budget
AZ	1	Laura Lode	\$ -	\$ -	\$ -	\$ -	\$ -	\$ -	\$ -	\$ -	\$ -	\$ -	\$ -	\$ -
AZ	2	Red Mountain	-	-	-	-	-	-	-	-	-	-	-	-
ME	8	Oxford	-	-	-	-	-	-	-	-	-	-	-	-
MS	10	Hattiesburg	19,532.91	27,000.00	5,246.50	7,000.00	-	1,000.00	-	3,000.00	379.00	2,500.00	25,158.41	40,500.00
OK	12 - 17	Oklahoma City	-	-	-	-	-	-	-	-	-	-	-	-
TX	21 - 25	Corpus Christi	-	-	-	-	-	-	-	-	-	-	-	-
WI	26	Moss American (Milwaukee)	36,954.71	40,000.00	11,601.00	14,000.00	-	1,000.00	110.00	3,000.00	423.00	2,500.00	49,088.71	60,500.00
WI	26	Moss American (Milwaukee) Lease Proceeds	-	-	-	-	-	-	-	-	-	-	-	-
Total			\$ 56,487.62	\$ 67,000.00	\$ 16,847.50	\$ 21,000.00	\$ -	\$ 2,000.00	\$ 110.00	\$ 6,000.00	\$ 802.00	\$ 5,000.00	\$ 74,247.12	\$ 101,000.00

¹Multistate Trust Owned Other Sites are identified in Exhibits "A-3" and "A-4" of the Trust Agreement.

²The Multistate Trust maintains segregated subaccounts for each Owned Other Site and funds in each account are dedicated solely to Environmental Actions at each site. All interest, dividends, and other revenue earned by the segregated subaccount is retained in the respective subaccount and used only for the same purpose as the initial principal in that account. Payments by the Multistate Trust from an Owned Other Site subaccount must be included in an annual budget approved by each site's Lead Agency.

**Multistate Environmental Response Trust
Multistate Trust Other Sites Program - Non-Owned Other Sites (NOOSs)
Supplemental Schedule of Detail Changes in Net Trust Assets
For the Year Ended December 31, 2022**

Multistate Trust Non-Owned Other Site (NOOS) ^{1,2}			Beginning Net Trust Assets	Total Environmental Costs	Lease and Property Use	Net Investment Return	Ending Net Trust Assets	Investment Account Balance
State	Site No.	Site Name						
ID	6	IXL Mine	\$ 888,106.48	\$ -	\$ -	\$ 12,698.67	\$ 900,805.15	\$ 900,805.15
LA	2	Calhoun	2,021,745.08	(142,838.90)	-	28,679.34	1,907,585.52	2,003,250.96
MO	16	Belgrade	940,435.81	(2,812.05)	-	13,454.83	951,078.59	951,774.89
MO	4	Cape Girardeau	16,288.70	(8.87)	-	34.41	16,314.24	16,314.24
MO	6	Caulfield	564,385.17	(111.49)	-	7,995.83	572,269.51	572,269.51
MO	3, 5, 7-12, 15, 17	SE Missouri	563,077.91	(45,504.62)	-	7,785.56	525,358.85	534,444.09
MO	2	Sheldon - Bellamy	151,223.45	(29.69)	-	1,994.46	153,188.22	153,188.22
MO	13	St. Genevieve County	735,334.82	(151.65)	-	10,478.94	745,662.11	745,662.11
MO	14	Vernon County	1,902,870.70	(3,005.25)	-	27,434.65	1,927,300.10	1,927,995.98
NJ	4	Paterson	5,973,632.46	(75,280.85)	-	(12,211.58)	5,886,140.03	5,928,020.66
Total			\$ 13,757,100.58	\$ (269,743.37)	\$ -	\$ 98,345.11	\$ 13,585,702.32	\$ 13,733,725.81

**Schedule of Budget to Actual
For the Year Ended December 31, 2022**

Multistate Trust Non-Owned Other Site (NOOS) ^{1,2}			A - Regulatory Compliance/ O&M		C - New Environmental Actions (Restated) ³		D - Technical Team/Management		E - Project Fees & Expenses		F - Regulator Oversight Costs		G - Legal & Accounting Costs		Total Environmental Costs	
State	Site No.	Site Name	Actual	Budget	Actual	Budget	Actual	Budget	Actual	Budget	Actual	Budget	Actual	Budget	Actual	Budget
ID	6	IXL Mine	\$ -	\$ -	\$ -	\$ -	\$ -	\$ -	\$ -	\$ -	\$ -	\$ -	\$ -	\$ -	\$ -	\$ -
LA	2	Calhoun	-	-	126,601.31	202,300.00	12,492.34	38,000.00	-	4,000.00	-	10,000.00	3,745.25	15,000.00	142,838.90	269,300.00
MO	16	Belgrade	-	-	-	-	-	-	-	-	2,812.05	-	-	-	2,812.05	-
MO	4	Cape Girardeau	-	-	-	-	-	-	-	-	8.87	-	-	-	8.87	-
MO	6	Caulfield	-	-	-	-	-	-	-	-	111.49	-	-	-	111.49	-
MO	3, 5, 7-12, 15, 17	SE Missouri	-	-	-	-	-	-	-	-	45,504.62	-	-	-	45,504.62	-
MO	2	Sheldon - Bellamy	-	-	-	-	-	-	-	-	29.69	-	-	-	29.69	-
MO	13	St. Genevieve County	-	-	-	-	-	-	-	-	151.65	-	-	-	151.65	-
MO	14	Vernon County	-	-	-	-	-	-	-	-	3,005.25	-	-	-	3,005.25	-
NJ	4	Paterson	-	-	57,533.35	120,000.00	16,634.50	23,000.00	-	5,000.00	-	-	1,113.00	2,500.00	75,280.85	150,500.00
Total			\$ -	\$ -	\$ 184,134.66	\$ 322,300.00	\$ 29,126.84	\$ 61,000.00	\$ -	\$ 9,000.00	\$ 51,623.62	\$ 10,000.00	\$ 4,858.25	\$ 17,500.00	\$ 269,743.37	\$ 419,800.00

¹Multistate Trust Non-Owned Other Sites are identified in Attachment B of the Settlement Agreement.

²The Multistate Trust maintains segregated subaccounts for each Non-Owned Other Site and funds in each account are dedicated solely to Environmental Actions at each site. All interest, dividends, and other revenue earned by the segregated subaccount is retained in the respective subaccount and used only for the same purpose as the initial principal in that account. Payments by the Multistate Trust from a Non-Owned Other Site subaccount are for reimbursement of Environmental Actions performed by, to be performed by, or to be performed by the Multistate Trust on behalf of the States of Idaho, Louisiana, Missouri, and/or New Jersey.

³Cost Center C - New Environmental Actions for Calhoun, LA NOOS Site No. 2 has been restated by \$436.00 for expenses incurred in 2022, but not received and recorded until after the distribution of the 12/31/2022 financial statements.

[Table of Contents](#)

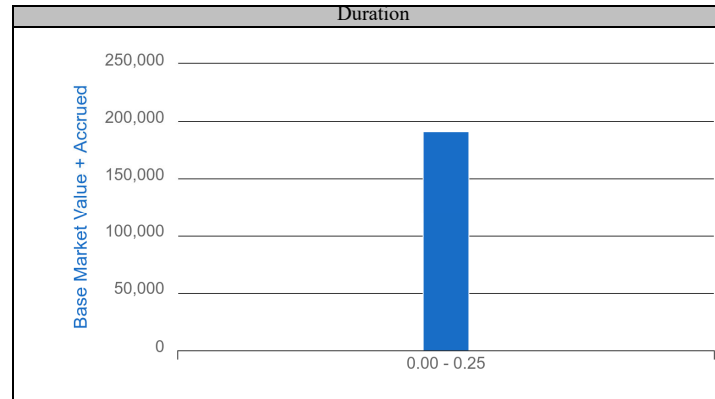
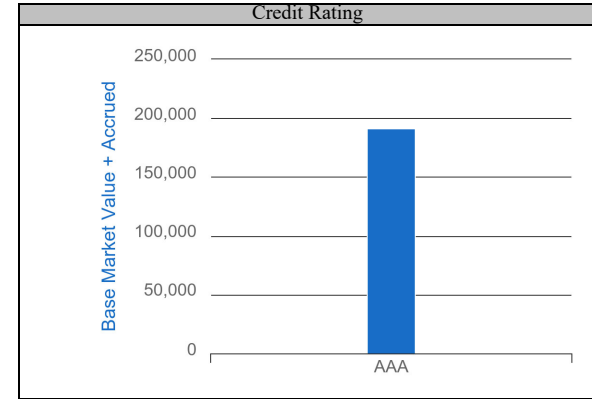
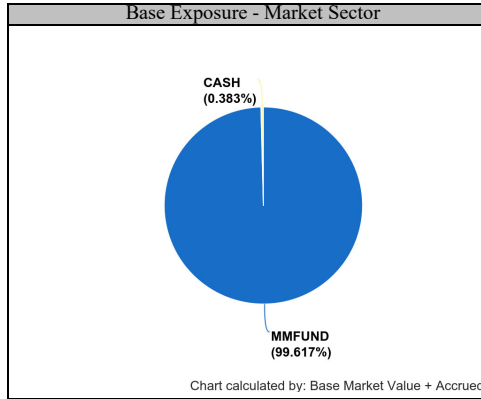
Report:
Account:
Date:

Quarterly Presentation
MS-Other Sites-AGG
01/01/2023 - 03/31/2023

Cash and Fixed Income Summary	
Risk Metric	Market Value
Cash	731
Treasury MMFund	190,317
Total Portfolio	\$ 191,048
Duration	0
Years to Final Maturity	0
Yield	4.543
Avg Credit Rating	AAA/Aaa/AAA
Total Interest Income	\$ 2,015

Issuer Concentration	
Issuer Concentration	Market Value
Treasury MMFund	99.6%
Cash	0.4%
Total Portfolio	100.0%

Compliance Overview	
Status	Compliant
As of	03/31/2023



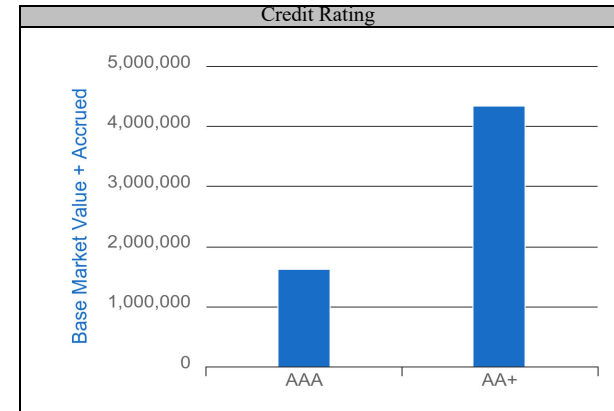
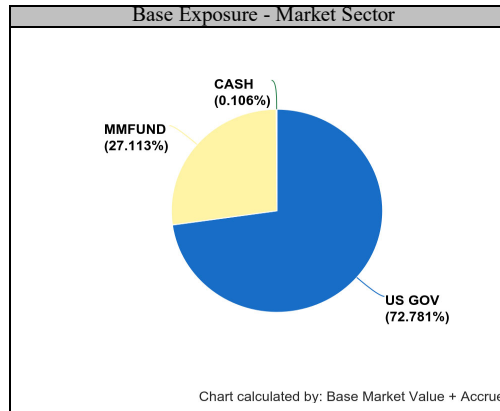
1: * Grouped by: Issuer Concentration
2: * Groups Sorted by: % of Base Market Value + Accrued

[Table of Contents](#)

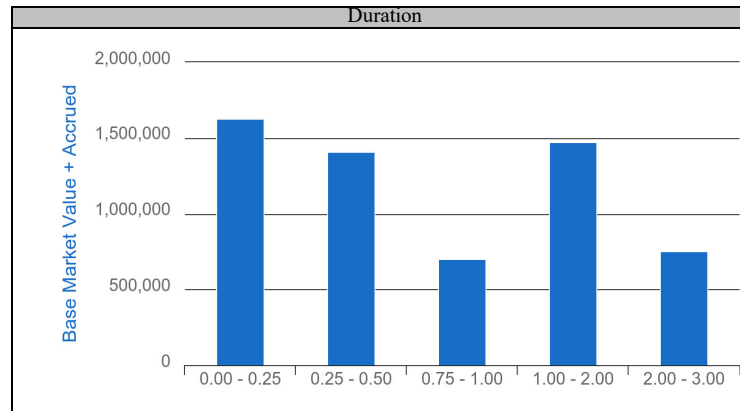
Report:
Account:
Date:

Quarterly Presentation
MS-Patterson AGG
01/01/2023 - 03/31/2023

Cash and Fixed Income Summary	
Risk Metric	Market Value
Cash	6,320
Treasury MMFund	1,618,003
Fixed Income	4,343,310
Total Portfolio	\$ 5,967,633
Duration	0.876
Years to Final Maturity	0.912
Yield	4.46
Avg Credit Rating	AA+/Aa1/AA+
Total Interest Income	\$ 39,998



Issuer Concentration	
Issuer Concentration	Market Value
United States Treasury	72.8%
Treasury MMFund	27.1%
Cash	0.1%
Total Portfolio	100.0%



Compliance Overview	
Status	Compliant
As of	03/31/2023

1: * Grouped by: Issuer Concentration
2: * Groups Sorted by: % of Base Market Value + Accrued