



Greenfield Environmental Multistate Trust LLC,
Trustee of the Multistate Environmental Response Trust
By Greenfield Environmental Trust Group, Inc., Member
P.O. Box 1189 Helena, Montana 59624
Telephone: (406)457-2142
Email: jr@g-etg.com

September 27, 2022

By Electronic Mail

Abigail Ryan
Texas Commission on Environmental Quality

Barbara Watson
Texas Commission on Environmental Quality

Christopher Siegel
Texas Commission on Environmental Quality

Kelly Peavler
Texas Commission on Environmental Quality

Subject: Second Quarter 2022 Financial Statements

Greenfield Environmental Multistate Trust, LLC, Trustee of the Multistate Environmental Response Trust (the Multistate Trust), hereby submits the attached financial statements for the Multistate Trust - Former Tronox Site in Beaumont, Texas to the beneficiaries.

The attached financial statements cover the year to date ended June 30, 2022, and the year ended December 31, 2021, and are submitted pursuant to the Multistate Trust's obligations under ¶6.1 of the Environmental Response Trust Agreement.

Please do not hesitate to contact me or Cindy Brooks with any questions pertaining to the attached.

Sincerely,

Greenfield Environmental Multistate Trust, LLC
Trustee of the Multistate Environmental Response Trust
By: Greenfield Environmental Trust Group, Inc., Member

A handwritten signature in blue ink that reads 'Jen Roberts, CPA'. Below the signature is a horizontal line.

Name: Jennifer Roberts, CPA
Title: Director of Financial Affairs

Enclosure

cc: Cynthia Brooks
USANYS.TronoxTrustReports@usdoj.gov



Accountant's Compilation Report

To the Trustees and Beneficiaries
Greenfield Environmental Multistate Trust Group LLC
Trustee for the Multistate Environmental Response Trust (Multistate Trust)

Site: Former Tronox Site in Beaumont, Texas

The Trustees are responsible for the accompanying special purpose financial statements of the Multistate Trust Site, which comprise the statements of net trust assets as of June 30, 2022 and December 31, 2021, and the related statements of changes in net trust assets for the year to date ended June 30, 2022 and the year then ended December 31, 2021 and for determining that the special purpose basis of accounting is an acceptable financial reporting framework. We have performed a compilation engagement in accordance with *Statements on Standards for Accounting and Review Services* promulgated by the Accounting and Review Services Committee of the AICPA. We did not audit or review the financial statements nor were we required to perform any procedures to verify the accuracy or completeness of the information provided by the trustees. Accordingly, we do not express an opinion, a conclusion, nor provide any form of assurance on these financial statements.

The financial statements are prepared in accordance with the special purpose basis of accounting in accordance with the requirements of the Trust's obligations under ¶6.1 of the Environmental Response Trust Agreement, which is a basis of accounting other than accounting principles generally accepted in the United States.

Management has elected to omit substantially all the disclosures ordinarily included in financial statements prepared in accordance with the prescribed format basis of accounting. If the omitted disclosures were included in the financial statements, they might influence the user's conclusions about the Trust's assets, liabilities, net trust assets, additions, and deductions. Accordingly, the financial statements are not designed for those who are not informed about such matters.

Supplementary Information

The Schedules of Budget to Actual, the Quarterly Investment Presentation and the 11 Year Activity Summary Report supplementary information is presented for purposes of additional analysis and is not a required part of the special purpose financial statements. This information is the representation of the trustees. The information was subject to our compilation engagements; however, we have not audited or reviewed the supplementary information and, accordingly, do not express an opinion, a conclusion, nor provide any form of assurance on such supplementary information.

We are not independent with respect to Multistate Environmental Response Trust.

A handwritten signature in cursive script that reads "Wipfli LLP".

Wipfli LLP

August 31, 2022
Helena, MT

Multistate Environmental Response Trust
Former Tronox Site in Beaumont, Texas - Environmental Cost Account (ECA)
Statements of Net Trust Assets
As of June 30, 2022 and December 31, 2021

	<u>June 30, 2022</u>	<u>December 31, 2021</u>
Assets		
Cash	\$ 123,107.02	\$ 201,135.92
Investments	21,339,518.39	21,626,822.44
Total Assets	<u>\$ 21,462,625.41</u>	<u>\$ 21,827,958.36</u>
Liabilities		
Accounts Payable	\$ 22,800.90	\$ 71,144.96
Due to Other Funds	-	478.62
Total Liabilities	<u>22,800.90</u>	<u>71,623.58</u>
Net Trust Assets, Beaumont ECA	<u>21,439,824.51</u>	<u>21,756,334.78</u>
Total Liabilities & Net Trust Assets	<u>\$ 21,462,625.41</u>	<u>\$ 21,827,958.36</u>

Statements of Changes in Net Trust Assets
For the Year to Date Ended June 30, 2022 and the Year Ended December 31, 2021

	<u>Year to Date Ended June 30, 2022</u>	<u>Year Ended December 31, 2021</u>
Deductions from Net Trust Assets:		
A - Regulatory Compliance/ O&M	\$ 33,033.35	\$ 112,473.09
C - New Environmental Actions	18,128.74	286,100.17
D - Technical Team/Management	39,553.51	120,387.82
E - Project Fees & Expenses	1,575.00	807.00
G - Legal & Accounting Costs	7,873.25	26,363.50
Total Deductions from Net Trust Assets	<u>100,163.85</u>	<u>546,131.58</u>
Additions to Net Trust Assets:		
I - Lease & Property Use	4,000.00	4,000.00
Investment income, net of expenses	38,971.17	64,820.95
Unrealized gain (loss) on investments	(259,317.59)	(123,189.65)
Total Additions to Net Trust Assets	<u>(216,346.42)</u>	<u>(54,368.70)</u>
Change in Net Trust Assets	<u>(316,510.27)</u>	<u>(600,500.28)</u>
Net Trust Assets, Beaumont ECA Beginning	<u>21,756,334.78</u>	<u>22,356,835.06</u>
Net Trust Assets, Beaumont ECA End	<u>\$ 21,439,824.51</u>	<u>\$ 21,756,334.78</u>
Anadarko Settlement Funding, 2015 & 2016		\$ 22,657,150.70
Original Amount Funded, 2011		\$ 1,651,132.00

Multistate Environmental Response Trust
Former Tronox Site in Beaumont, Texas - Environmental Cost Account (ECA)
Schedule of Budget to Actual

	Quarter Ended June 30, 2022	Year to Date Ended June 30, 2022	Annual Budget	Variance	% of Budget
Deductions from Net Trust Assets:					
A - Regulatory Compliance/ O&M	\$ 10,326.00	\$ 33,033.35	\$ 161,000.00	\$ (127,966.65)	20.5%
C - New Environmental Actions	9,753.52	18,128.74	752,000.00	(733,871.26)	2.4%
D - Technical Team/Management	18,298.51	39,553.51	204,000.00	(164,446.49)	19.4%
E - Project Fees & Expenses	630.00	1,575.00	20,000.00	(18,425.00)	7.9%
G - Legal & Accounting Costs	4,127.75	7,873.25	76,000.00	(68,126.75)	10.4%
Total Deductions from Net Trust Assets	<u>43,135.78</u>	<u>100,163.85</u>	<u>1,213,000.00</u>	<u>(1,112,836.15)</u>	<u>8.3%</u>
Additions to Net Trust Assets:					
I - Lease & Property Use	-	4,000.00	-	4,000.00	100.0%
Investment income, net of expenses	30,850.03	38,971.17	-	38,971.17	100.0%
Unrealized gain (loss) on investments	<u>(82,344.12)</u>	<u>(259,317.59)</u>	<u>-</u>	<u>(259,317.59)</u>	<u>100.0%</u>
Total Additions to Net Trust Assets	<u>(51,494.09)</u>	<u>(216,346.42)</u>	<u>-</u>	<u>(216,346.42)</u>	<u>100.0%</u>
Change in Net Trust Assets	<u>\$ (94,629.87)</u>	<u>\$ (316,510.27)</u>	<u>\$ (1,213,000.00)</u>	<u>\$ 896,489.73</u>	<u>26.1%</u>

Multistate Environmental Response Trust
Former Tronox Site in Beaumont, Texas - Environmental Cost Account (ECA)
Schedule of Budget to Actual

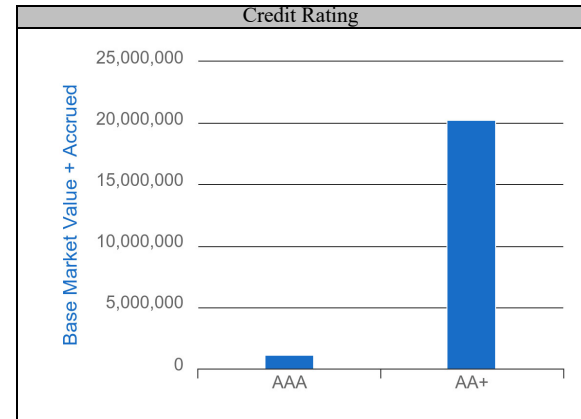
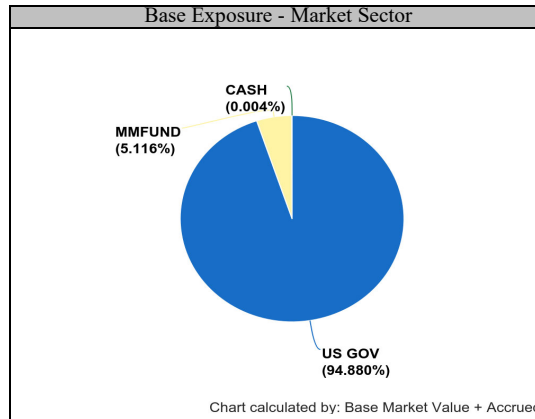
	<u>Year Ended</u> <u>December 31, 2021</u>	<u>Annual Budget</u>	<u>Variance</u>	<u>% of</u> <u>Budget</u>
Deductions from Net Trust Assets:				
A - Regulatory Compliance/ O&M	\$ 112,473.09	\$ 174,050.00	\$ (61,576.91)	64.6%
C - New Environmental Actions	286,100.17	585,000.00	(298,899.83)	48.9%
D - Technical Team/Management	120,387.82	216,000.00	(95,612.18)	55.7%
E - Project Fees & Expenses	807.00	22,000.00	(21,193.00)	3.7%
G - Legal & Accounting Costs	<u>26,363.50</u>	<u>80,000.00</u>	<u>(53,636.50)</u>	<u>33.0%</u>
Total Deductions from Net Trust Assets	<u>546,131.58</u>	<u>1,077,050.00</u>	<u>(530,918.42)</u>	<u>50.7%</u>
Additions to Net Trust Assets:				
I - Lease & Property Use	4,000.00	-	4,000.00	100.0%
Investment income, net of expenses	64,820.95	-	64,820.95	100.0%
Unrealized gain (loss) on investments	<u>(123,189.65)</u>	<u>-</u>	<u>(123,189.65)</u>	<u>100.0%</u>
Total Additions to Net Trust Assets	<u>(54,368.70)</u>	<u>-</u>	<u>(54,368.70)</u>	<u>100.0%</u>
Change in Net Trust Assets	<u>\$ (600,500.28)</u>	<u>\$ (1,077,050.00)</u>	<u>\$ 476,549.72</u>	<u>55.8%</u>

[Table of Contents](#)

Report:
Account:
Date:

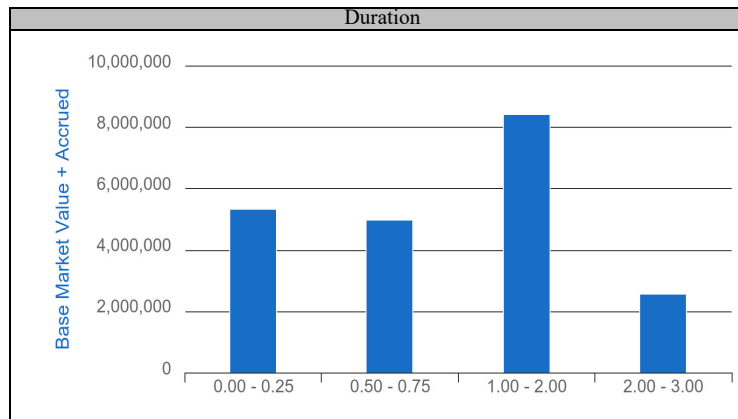
Quarterly Presentation
MS-Beaumont-AGG
04/01/2022 - 06/30/2022

Cash and Fixed Income Summary	
Risk Metric	Market Value
Cash	790
Treasury MMFund	1,091,828
Fixed Income	20,246,899
Total Portfolio	\$ 21,339,518
Duration	0.92
Years to Final Maturity	0.952
Yield	2.427
Avg Credit Rating	AA+/Aa1/AA+
Total Interest Income	\$ 32,872



Issuer Concentration

Issuer Concentration	Market Value
United States Treasury	94.9%
Treasury MMFund	5.1%
Cash	0.0%
Total Portfolio	100.0%

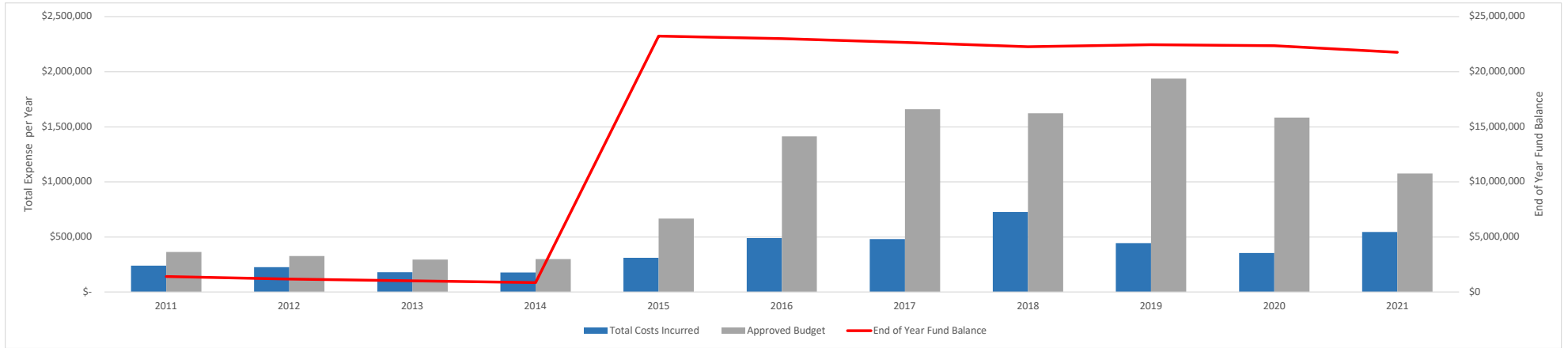


Compliance Overview

Status	Compliant
As of	06/30/2022

1: * Grouped by: Issuer Concentration
2: * Groups Sorted by: % of Base Market Value + Accrued

**Former Tronox Site in Beaumont, Texas - Environmental Cost Account (ECA)
11 Year Activity Summary
(2011 to 2021)**



Summary of Activity																							
	2011		2012		2013		2014		2015		2016		2017		2018		2019		2020		2021		Total
End of Year Fund Balance	\$1,410,767	\$1,187,935	\$1,028,900	\$865,374	\$23,230,626	\$23,016,470	\$22,651,528	\$22,263,576	\$22,455,690	\$22,356,835	\$21,756,335	\$21,756,335											
Total Costs Incurred	\$240,498	\$226,980	\$180,501	\$177,485	\$311,464	\$490,161	\$481,570	\$727,311	\$443,607	\$355,474	\$546,132	\$4,181,181											
Approved Budget	\$364,035	\$327,300	\$295,700	\$300,700	\$667,400	\$1,415,000	\$1,660,850	\$1,622,850	\$1,937,050	\$1,583,050	\$1,077,050	\$11,250,985											
Net Investment and Other Income	\$133	\$4,148	\$21,466	\$13,959	\$43,105	\$116,628	\$339,359	\$635,720	\$256,619	(\$54,369)	\$1,629,233												
Initial and Anadarko Funding and (Distributions)	\$1,651,132	\$0	\$0	\$0	\$22,633,611	\$23,540	\$0	\$0	\$0	\$0	\$0	\$24,308,283											

Cost Center Detail																									
Line Item Cost Centers	2011		2012		2013		2014		2015		2016		2017		2018		2019		2020		2021		TOTAL		
	Actual Costs	Approved Budget	Actual Costs	Approved Budget	Actual Costs	Approved Budget	Actual Costs	Approved Budget	Actual Costs	Approved Budget	Actual Costs	Approved Budget	Actual Costs	Approved Budget	Actual Costs	Approved Budget	Actual Costs	Approved Budget	Actual Costs	Approved Budget	Actual Costs	Approved Budget	Actual Costs	Approved Budget	
A - Regulatory Compliance/O&M	\$155,999	\$221,000	\$181,895	\$244,700	\$154,430	\$247,700	\$156,151	\$247,700	\$177,696	\$247,400	\$244,124	\$387,000	\$231,136	\$384,850	\$112,193	\$199,850	\$133,276	\$230,050	\$107,851	\$186,050	\$112,473	\$174,050	\$1,767,224	\$2,770,350	
C - New Environmental Actions	\$14,968	\$30,000	\$0	\$0	\$0	\$8,000	\$0	\$0	\$36,060	\$250,000	\$94,385	\$809,000	\$116,285	\$1,069,000	\$499,125	\$1,195,000	\$180,167	\$1,432,000	\$89,316	\$1,087,000	\$286,100	\$585,000	\$1,316,405	\$6,465,000	
D - Technical Team/Project Management	\$54,031	\$68,035	\$27,136	\$33,600	\$0	\$0	\$20,962	\$38,000	\$84,384	\$135,000	\$106,816	\$154,000	\$100,175	\$142,000	\$83,048	\$162,000	\$91,774	\$191,000	\$132,186	\$214,000	\$120,388	\$216,000	\$820,901	\$1,353,635	
E - Trustee Fees	\$15,500	\$25,000	\$17,949	\$20,000	\$26,071	\$40,000	\$372	\$10,000	\$8,805	\$20,000	\$28,734	\$46,000	\$16,170	\$46,000	\$12,236	\$43,000	\$15,185	\$43,000	\$3,343	\$21,000	\$807	\$22,000	\$145,173	\$336,000	
F - Regulator Oversight Costs	\$0	\$20,000	\$0	\$24,000	\$0	\$0	\$0	\$0	\$0	\$0	\$0	\$0	\$0	\$0	\$0	\$0	\$0	\$0	\$0	\$0	\$0	\$0	\$0	\$0	\$44,000
G - Legal and Accounting Fees	\$0	\$0	\$0	\$5,000	\$0	\$0	\$0	\$5,000	\$4,519	\$15,000	\$16,102	\$19,000	\$17,804	\$19,000	\$20,708	\$23,000	\$23,205	\$41,000	\$22,777	\$75,000	\$26,364	\$80,000	\$131,478	\$282,000	
Total	\$240,498	\$364,035	\$226,980	\$327,300	\$180,501	\$295,700	\$177,485	\$300,700	\$311,464	\$667,400	\$490,161	\$1,415,000	\$481,570	\$1,660,850	\$727,311	\$1,622,850	\$443,607	\$1,937,050	\$355,474	\$1,583,050	\$546,132	\$1,077,050	\$4,181,181	\$11,250,985	