



Greenfield Environmental Multistate Trust LLC,  
Trustee of the Multistate Environmental Response Trust  
By Greenfield Environmental Trust Group, Inc., Member  
P.O. Box 1189 Helena, Montana 59624  
Telephone: (406)457-2142  
Email: [jr@g-etg.com](mailto:jr@g-etg.com)

July 15, 2022

**By Electronic Mail**

Amy Brittain  
Oklahoma Department of Environmental Quality

Jon Reid  
Oklahoma Department of Environmental Quality

Pam Dizikes  
Oklahoma Department of Environmental Quality

Paul Davis  
Oklahoma Department of Environmental Quality

**Subject: First Quarter 2022 Financial Statements**

Greenfield Environmental Multistate Trust, LLC, Trustee of the Multistate Environmental Response Trust (the Multistate Trust), hereby submits the attached financial statements for the Multistate Trust - Former Tronox Site in Cleveland, Oklahoma to the beneficiaries.

The attached financial statements cover the year to date ended March 31, 2022, and the year ended December 31, 2021, and are submitted pursuant to the Multistate Trust's obligations under ¶6.1 of the Environmental Response Trust Agreement.

Please do not hesitate to contact me or Cindy Brooks with any questions pertaining to the attached.

Sincerely,

Greenfield Environmental Multistate Trust, LLC  
Trustee of the Multistate Environmental Response Trust  
By: Greenfield Environmental Trust Group, Inc., Member

A handwritten signature in blue ink that reads 'Jen Roberts, CPA'. Below the signature is a horizontal line.

Name: Jennifer Roberts, CPA  
Title: Director of Financial Affairs

Enclosure

cc: Cynthia Brooks  
USANYS.TronoxTrustReports@usdoj.gov  
vcpsubmittals@deq.ok.gov



## Accountant's Compilation Report

To the Trustees and Beneficiaries  
Greenfield Environmental Multistate Trust Group LLC  
Trustee for the Multistate Environmental Response Trust (Multistate Trust)

Site: Former Tronox Site in Cleveland, Oklahoma

The Trustees are responsible for the accompanying special purpose financial statements of the Multistate Trust Site, which comprise the statements of net trust assets as of March 31, 2022 and December 31, 2021, and the related statements of changes in net trust assets for the year to date ended March 31, 2022 and the year then ended December 31, 2021 and for determining that the special purpose basis of accounting is an acceptable financial reporting framework. We have performed a compilation engagement in accordance with *Statements on Standards for Accounting and Review Services* promulgated by the Accounting and Review Services Committee of the AICPA. We did not audit or review the financial statements nor were we required to perform any procedures to verify the accuracy or completeness of the information provided by the trustees. Accordingly, we do not express an opinion, a conclusion, nor provide any form of assurance on these financial statements.

The financial statements are prepared in accordance with the special purpose basis of accounting in accordance with the requirements of the Trust's obligations under ¶6.1 of the Environmental Response Trust Agreement, which is a basis of accounting other than accounting principles generally accepted in the United States.

Management has elected to omit substantially all the disclosures ordinarily included in financial statements prepared in accordance with the prescribed format basis of accounting. If the omitted disclosures were included in the financial statements, they might influence the user's conclusions about the Trust's assets, liabilities, net trust assets, additions, and deductions. Accordingly, the financial statements are not designed for those who are not informed about such matters.

### Supplementary Information

The Schedules of Budget to Actual, the Quarterly Investment Presentation and the 11 Year Activity Summary Report supplementary information is presented for purposes of additional analysis and is not a required part of the special purpose financial statements. This information is the representation of the trustees. The information was subject to our compilation engagements; however, we have not audited or reviewed the supplementary information and, accordingly, do not express an opinion, a conclusion, nor provide any form of assurance on such supplementary information.

We are not independent with respect to Multistate Environmental Response Trust.

Wipfli LLP

June 23, 2022  
Helena, MT

**Multistate Environmental Response Trust**  
**Former Tronox Site in Cleveland, Oklahoma - Environmental Cost Account (ECA)**  
**Statements of Net Trust Assets**  
**As of March 31, 2022 and December 31, 2021**

	<u>March 31, 2022</u>	<u>December 31, 2021</u>
<b>Assets</b>		
Cash	\$ 219,489.20	\$ 253,466.32
Investments	49,409,690.13	49,827,904.68
Total Assets	<u>\$ 49,629,179.33</u>	<u>\$ 50,081,371.00</u>
<b>Liabilities</b>		
Accounts Payable	\$ 124,116.22	\$ 102,641.68
<b>Net Trust Assets, Cleveland ECA</b>	<u>49,505,063.11</u>	<u>49,978,729.32</u>
Total Liabilities & Net Trust Assets	<u>\$ 49,629,179.33</u>	<u>\$ 50,081,371.00</u>

**Statements of Changes in Net Trust Assets**  
**For the Year to Date Ended March 31, 2022 and the Year Ended December 31, 2021**

	<u>Year to Date Ended March 31, 2022</u>	<u>Year Ended December 31, 2021</u>
<b>Deductions from Net Trust Assets:</b>		
A - Regulatory Compliance/ O&M	\$ 29,813.84	\$ 129,111.23
C - New Environmental Actions	17,215.90	19,438.79
D - Technical Team/Management	20,000.30	25,947.71
E - Project Fees & Expenses	2,520.00	419.75
F - Regulator Oversight Costs	3,341.88	8,412.54
G - Legal & Accounting Costs	<u>2,741.00</u>	<u>10,109.75</u>
Total Deductions from Net Trust Assets	75,632.92	193,439.77
<b>Additions to Net Trust Assets:</b>		
Investment income, net of expenses	20,156.83	163,290.94
Unrealized gain (loss) on investments	<u>(418,190.12)</u>	<u>(300,004.06)</u>
Total Additions to Net Trust Assets	<u>(398,033.29)</u>	<u>(136,713.12)</u>
Change in Net Trust Assets	(473,666.21)	(330,152.89)
<b>Net Trust Assets, Cleveland ECA Beginning</b>	<u>49,978,729.32</u>	<u>50,308,882.21</u>
<b>Net Trust Assets, Cleveland ECA End</b>	<u>\$ 49,505,063.11</u>	<u>\$ 49,978,729.32</u>
Anadarko Settlement Funding, 2015 & 2016		\$ 45,314,301.39
Original Amount Funded, 2011		\$ 8,036,586.00

**Multistate Environmental Response Trust**  
**Former Tronox Site in Cleveland, Oklahoma - Environmental Cost Account (ECA)**  
**Schedule of Budget to Actual**

	Quarter Ended March 31, 2022	Year to Date Ended March 31, 2022	Annual Budget	Variance	% of Budget
Deductions from Net Trust Assets:					
A - Regulatory Compliance/ O&M	\$ 29,813.84	\$ 29,813.84	\$ 227,900.00	\$ (198,086.16)	13.1%
C - New Environmental Actions	17,215.90	17,215.90	561,000.00	(543,784.10)	3.1%
D - Technical Team/Management	20,000.30	20,000.30	131,000.00	(110,999.70)	15.3%
E - Project Fees & Expenses	2,520.00	2,520.00	10,000.00	(7,480.00)	25.2%
F - Regulator Oversight Costs	3,341.88	3,341.88	40,000.00	(36,658.12)	8.4%
G - Legal & Accounting Costs	2,741.00	2,741.00	33,000.00	(30,259.00)	8.3%
Total Deductions from Net Trust Assets	<u>75,632.92</u>	<u>75,632.92</u>	<u>1,002,900.00</u>	<u>(927,267.08)</u>	<u>7.5%</u>
Additions to Net Trust Assets:					
Investment income, net of expenses	20,156.83	20,156.83	-	20,156.83	100.0%
Unrealized gain (loss) on investments	<u>(418,190.12)</u>	<u>(418,190.12)</u>	<u>-</u>	<u>(418,190.12)</u>	<u>100.0%</u>
Total Additions to Net Trust Assets	<u>(398,033.29)</u>	<u>(398,033.29)</u>	<u>-</u>	<u>(398,033.29)</u>	<u>100.0%</u>
Change in Net Trust Assets	<u>\$ (473,666.21)</u>	<u>\$ (473,666.21)</u>	<u>\$ (1,002,900.00)</u>	<u>\$ 529,233.79</u>	<u>47.2%</u>

**Multistate Environmental Response Trust**  
**Former Tronox Site in Cleveland, Oklahoma - Environmental Cost Account (ECA)**  
**Schedule of Budget to Actual**

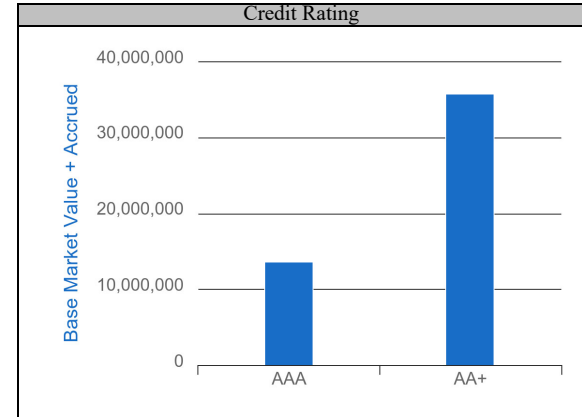
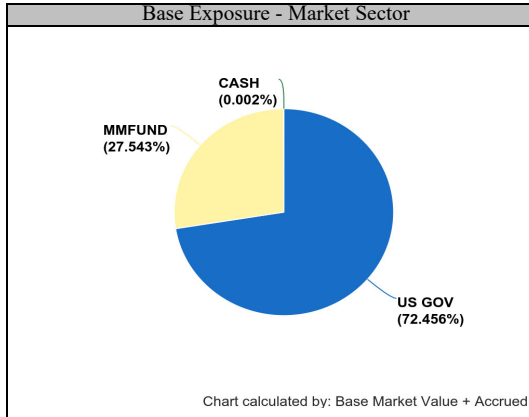
	<b>Year Ended December 31, 2021</b>	<b>Annual Budget</b>	<b>Variance</b>	<b>% of Budget</b>
<b>Deductions from Net Trust Assets:</b>				
A - Regulatory Compliance/ O&M	\$ 129,111.23	\$ 183,500.00	\$ (54,388.77)	70.4%
C - New Environmental Actions	19,438.79	492,000.00	(472,561.21)	4.0%
D - Technical Team/Management	25,947.71	128,000.00	(102,052.29)	20.3%
E - Project Fees & Expenses	419.75	17,000.00	(16,580.25)	2.5%
F - Regulator Oversight Costs	8,412.54	40,000.00	(31,587.46)	21.0%
G - Legal & Accounting Costs	10,109.75	34,000.00	(23,890.25)	29.7%
Total Deductions from Net Trust Assets	<u>193,439.77</u>	<u>894,500.00</u>	<u>(701,060.23)</u>	<u>21.6%</u>
<b>Additions to Net Trust Assets:</b>				
Investment income, net of expenses	163,290.94	-	163,290.94	100.0%
Unrealized gain (loss) on investments	(300,004.06)	-	(300,004.06)	100.0%
Total Additions to Net Trust Assets	<u>(136,713.12)</u>	<u>-</u>	<u>(136,713.12)</u>	<u>100.0%</u>
Change in Net Trust Assets	<u>\$ (330,152.89)</u>	<u>\$ (894,500.00)</u>	<u>\$ 564,347.11</u>	<u>36.9%</u>

[Table of Contents](#)

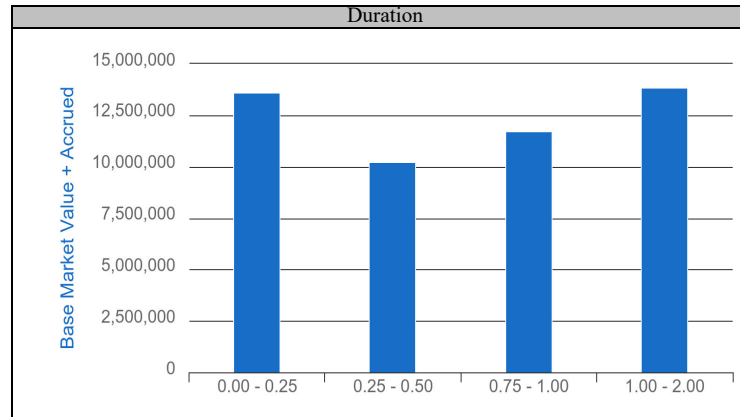
Report:  
Account:  
Date:

Quarterly Investment Presentation  
MS-Cleveland-AGG  
01/01/2022 - 03/31/2022

Cash and Fixed Income Summary	
Risk Metric	Market Value
Cash	975
Treasury MMFund	13,608,668
Fixed Income	35,800,046
<b>Total Portfolio</b>	<b>\$ 49,409,690</b>
Duration	0.687
Years to Final Maturity	0.699
Yield	1.184
Avg Credit Rating	AA+/Aa1/AA+
<b>Total Interest Income</b>	<b>\$ 24,976</b>



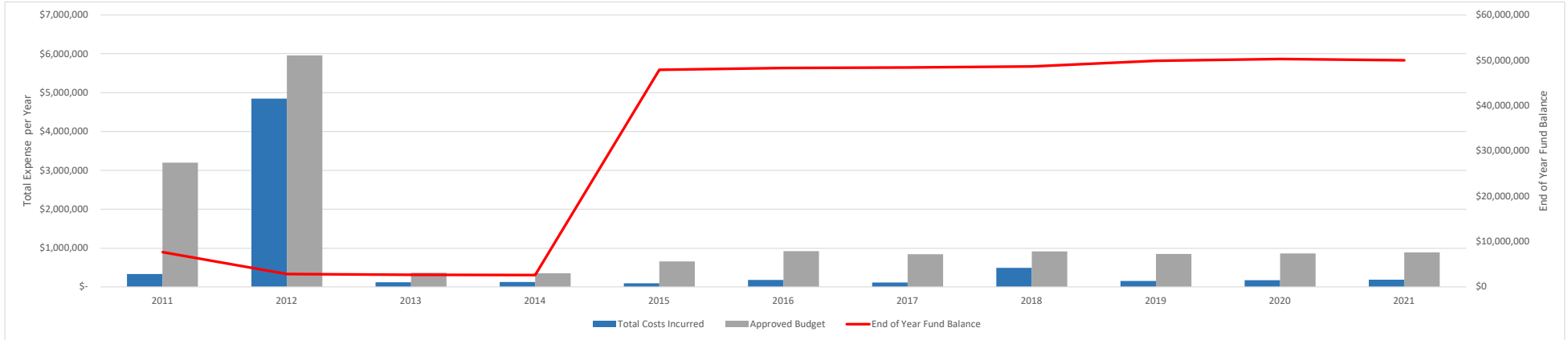
Issuer Concentration	
Issuer Concentration	Market Value
United States Treasury	72.5%
Treasury MMFund	27.5%
Cash	0.0%
<b>Total Portfolio</b>	<b>100.0%</b>



Compliance Overview	
Status	Compliant
As of	03/31/2022

1: \* Grouped by: Issuer Concentration  
2: \* Groups Sorted by: % of Base Market Value + Accrued

**Former Tronox Site in Cleveland, Oklahoma - Environmental Cost Account (ECA)  
11 Year Activity Summary  
(2011 to 2021)**



Summary of Activity																						
	2011	2012	2013	2014	2015	2016	2017	2018	2019	2020	2021	Total										
<b>End of Year Fund Balance</b>	\$7,699,900	\$2,854,985	\$2,728,215	\$2,619,404	\$47,885,177	\$48,276,041	\$48,388,963	\$48,619,686	\$49,883,290	\$50,308,882	\$49,978,729	<b>\$49,978,729</b>										
<b>Total Costs Incurred</b>	\$337,690	\$4,845,565	\$126,653	\$128,675	\$95,794	\$185,906	\$118,851	\$497,559	\$158,595	\$177,895	\$193,440	<b>\$6,866,622</b>										
<b>Approved Budget</b>	\$3,198,700	\$5,953,900	\$369,200	\$355,500	\$662,400	\$927,000	\$847,900	\$920,400	\$853,400	\$863,000	\$894,500	<b>\$15,845,900</b>										
<b>Net investment and Other income</b>	\$1,004	\$650	(\$117)	\$19,864	\$94,346	\$529,690	\$231,773	\$728,282	\$1,422,199	\$603,487	(\$136,713)	<b>\$3,494,464</b>										
<b>Initial and Anadarko Funding and (Distributions)</b>	\$8,036,586	\$0	\$0	\$0	\$45,267,221	\$47,080	\$0	\$0	\$0	\$0	\$0	<b>\$53,350,887</b>										

Line Item Cost Centers	Cost Center Detail																							
	2011		2012		2013		2014		2015		2016		2017		2018		2019		2020		2021		TOTAL	
	Actual Costs	Approved Budget	Actual Costs	Approved Budget	Actual Costs	Approved Budget	Actual Costs	Approved Budget	Actual Costs	Approved Budget	Actual Costs	Approved Budget	Actual Costs	Approved Budget	Actual Costs	Approved Budget	Actual Costs	Approved Budget	Actual Costs	Approved Budget	Actual Costs	Approved Budget	Actual Costs	Approved Budget
A - Regulatory Compliance/O&M	\$176,302	\$242,200	\$178,481	\$194,900	\$95,737	\$139,200	\$66,583	\$125,500	\$69,289	\$101,900	\$68,054	\$103,000	\$65,614	\$102,900	\$92,400	\$153,400	\$90,264	\$164,400	\$86,772	\$173,000	\$129,111	\$183,500	\$1,118,610	\$1,683,900
C - New Environmental Actions	\$42,638	\$2,718,300	\$4,585,359	\$5,610,000	\$0	\$125,000	\$38,017	\$125,000	\$0	\$399,500	\$52,316	\$645,000	\$8,307	\$547,000	\$357,535	\$558,000	\$17,886	\$477,000	\$38,563	\$487,000	\$19,439	\$492,000	\$5,160,060	\$12,183,800
D - Technical Team/Project Management	\$91,722	\$157,200	\$4,778	\$11,000	\$0	\$0	\$16,194	\$45,000	\$17,067	\$76,000	\$42,516	\$94,000	\$24,596	\$100,000	\$33,085	\$109,000	\$32,218	\$111,000	\$36,184	\$114,000	\$25,948	\$128,000	\$324,308	\$945,200
E - Trustee Fees	\$25,685	\$26,000	\$65,283	\$80,000	\$17,687	\$65,000	\$4,479	\$20,000	\$325	\$35,000	\$6,840	\$35,000	\$3,835	\$36,000	\$2,736	\$37,000	\$2,520	\$37,000	\$828	\$17,000	\$420	\$17,000	\$130,636	\$405,000
F - Regulator Oversight Costs	\$0	\$40,000	\$11,662	\$48,000	\$13,041	\$30,000	\$3,402	\$30,000	\$7,185	\$40,000	\$6,219	\$40,000	\$7,977	\$40,000	\$0	\$40,000	\$1,919	\$40,000	\$2,365	\$40,000	\$8,413	\$40,000	\$62,184	\$428,000
G - Legal and Accounting Fees	\$1,342	\$15,000	\$0	\$10,000	\$188	\$10,000	\$0	\$10,000	\$1,928	\$10,000	\$9,960	\$10,000	\$8,523	\$22,000	\$11,804	\$23,000	\$13,788	\$24,000	\$13,184	\$32,000	\$10,110	\$34,000	\$70,824	\$200,000
<b>Total</b>	<b>\$337,690</b>	<b>\$3,198,700</b>	<b>\$4,845,565</b>	<b>\$5,953,900</b>	<b>\$126,653</b>	<b>\$369,200</b>	<b>\$128,675</b>	<b>\$355,500</b>	<b>\$95,794</b>	<b>\$662,400</b>	<b>\$185,906</b>	<b>\$927,000</b>	<b>\$118,851</b>	<b>\$847,900</b>	<b>\$497,559</b>	<b>\$920,400</b>	<b>\$158,595</b>	<b>\$853,400</b>	<b>\$177,895</b>	<b>\$863,000</b>	<b>\$193,440</b>	<b>\$894,500</b>	<b>\$6,866,622</b>	<b>\$15,845,900</b>