



Greenfield Environmental Multistate Trust LLC,
Trustee of the Multistate Environmental Response Trust
By Greenfield Environmental Trust Group, Inc., Member
P.O. Box 1189 Helena, Montana 59624
Telephone: (406)457-2142
Email: jr@g-etg.com

August 17, 2023

By Electronic Mail

Kerry Maloney
New York Department of Environmental Conservation

Michael Muphy
New York Department of Environmental Conservation

Rachel Savarie
New York Department of Environmental Conservation

Subject: First Quarter 2023 Financial Statements

Greenfield Environmental Multistate Trust, LLC, Trustee of the Multistate Environmental Response Trust (the Multistate Trust), hereby submits the attached financial statements for the Multistate Trust - Former Tronox Site in Rome, New York to the beneficiaries.

The attached financial statements cover the three months ended March 31, 2023 and the year ended December 31, 2022, and are submitted pursuant to the Multistate Trust's obligations under ¶6.1 of the Environmental Response Trust Agreement.

Please do not hesitate to contact me or Cindy Brooks with any questions pertaining to the attached.

Sincerely,

Greenfield Environmental Multistate Trust, LLC
Trustee of the Multistate Environmental Response Trust
By: Greenfield Environmental Trust Group, Inc., Member

A handwritten signature in blue ink that reads 'Jen Roberts, CPA'. Below the signature is a horizontal line.

Name: Jennifer Roberts, CPA
Title: Director of Financial Affairs

Enclosure

cc: Cynthia Brooks



Accountant's Compilation Report

To the Trustees and Beneficiaries
Greenfield Environmental Multistate Trust Group LLC
Trustee for the Multistate Environmental Response Trust (Multistate Trust)

Site: Former Tronox Site in Rome, New York

The Trustees are responsible for the accompanying special purpose financial statements of the Multistate Trust Site, which comprise the statements of net trust assets as of March 31, 2023 and December 31, 2022, and the related statements of changes in net trust assets for the three months ended March 31, 2023 and the year ended December 31, 2022 and for determining that the special purpose basis of accounting is an acceptable financial reporting framework. We have performed the compilation engagements in accordance with *Statements on Standards for Accounting and Review Services* promulgated by the Accounting and Review Services Committee of the AICPA. We did not audit or review the financial statements nor were we required to perform any procedures to verify the accuracy or completeness of the information provided by the trustees. Accordingly, we do not express an opinion, a conclusion, nor provide any form of assurance on these financial statements.

The financial statements are prepared in accordance with the special purpose basis of accounting in accordance with the requirements of the Trust's obligations under ¶6.1 of the Environmental Response Trust Agreement, which is a basis of accounting other than accounting principles generally accepted in the United States.

Management has elected to omit substantially all the disclosures ordinarily included in financial statements prepared in accordance with the prescribed format basis of accounting. If the omitted disclosures were included in the financial statements, they might influence the user's conclusions about the Trust's assets, liabilities, net trust assets, additions, and deductions. Accordingly, the financial statements are not designed for those who are not informed about such matters.

Supplementary Information

The Schedules of Budget to Actual, the Quarterly Investment Presentation and the 12 Year Activity Summary Report supplementary information are presented for purposes of additional analysis and are not a required part of the special purpose financial statements. This information is the representation of the trustees. The information was subject to our compilation engagements; however, we have not audited or reviewed the supplementary information and, accordingly, do not express an opinion, a conclusion, nor provide any form of assurance on such supplementary information.

We are not independent with respect to Multistate Environmental Response Trust.

A handwritten signature in black ink that reads "Wipfli LLP".

Wipfli LLP

August 2, 2023
Helena, MT

Multistate Environmental Response Trust
Former Tronox Site in Rome, New York - Environmental Cost Account (ECA)
Statements of Net Trust Assets
As of March 31, 2023 and December 31, 2022

	<u>March 31, 2023</u>	<u>December 31, 2022</u>
Assets		
Cash	\$ 86,366.07	\$ 97,119.42
Investments	9,186,165.98	9,086,776.17
Total Assets	<u>\$ 9,272,532.05</u>	<u>\$ 9,183,895.59</u>
Liabilities		
Accounts Payable	\$ 20,254.95	\$ 3,463.30
Due to Other Funds	-	106.21
Total Liabilities	<u>20,254.95</u>	<u>3,569.51</u>
Net Trust Assets, Rome ECA	<u>9,252,277.10</u>	<u>9,180,326.08</u>
Total Liabilities & Net Trust Assets	<u>\$ 9,272,532.05</u>	<u>\$ 9,183,895.59</u>

Statements of Changes in Net Trust Assets
For the Three Months Ended March 31, 2023 and the Year Ended December 31, 2022

	<u>Three Months Ended March 31, 2023</u>	<u>Year Ended December 31, 2022</u>
Deductions from Net Trust Assets:		
A - Regulatory Compliance/ O&M	\$ 403.77	\$ 1,749.66
C - New Environmental Actions	17,003.75	27,637.17
D - Technical Team/Management	6,184.25	30,595.24
E - Project Fees & Expenses	78.75	2,913.75
F - Regulator Oversight Costs	-	-
G - Legal & Accounting Costs	2,871.25	11,407.25
Total Deductions from Net Trust Assets	<u>26,541.77</u>	<u>74,303.07</u>
Additions to Net Trust Assets:		
Investment income, net of expenses	64,619.65	119,392.55
Unrealized gain (loss) on investments	33,873.14	(71,678.36)
Total Additions to Net Trust Assets	<u>98,492.79</u>	<u>47,714.19</u>
Change in Net Trust Assets	71,951.02	(26,588.88)
Net Trust Assets, Rome ECA Beginning	<u>9,180,326.08</u>	<u>9,206,914.96</u>
Net Trust Assets, Rome ECA Ending	<u>\$ 9,252,277.10</u>	<u>\$ 9,180,326.08</u>
Anadarko Settlement Funding, 2015 & 2016		\$ 18,125,720.55
Original Amount Funded, 2011		\$ 700,000.00

Multistate Environmental Response Trust
Former Tronox Site in Rome, New York - Environmental Cost Account (ECA)
Schedule of Budget to Actual

	First Quarter Ended March 31, 2023	Three Months Ended March 31, 2023	Annual Budget	Variance	% of Budget
Deductions from Net Trust Assets:					
A - Regulatory Compliance/ O&M	\$ 403.77	\$ 403.77	\$ 14,000.00	\$ (13,596.23)	2.9%
C - New Environmental Actions	17,003.75	17,003.75	115,000.00	(97,996.25)	14.8%
D - Technical Team/Management	6,184.25	6,184.25	43,000.00	(36,815.75)	14.4%
E - Project Fees & Expenses	78.75	78.75	9,000.00	(8,921.25)	0.9%
F - Regulator Oversight Costs	-	-	-	-	0.0%
G - Legal & Accounting Costs	2,871.25	2,871.25	21,000.00	(18,128.75)	13.7%
Total Deductions from Net Trust Assets	<u>26,541.77</u>	<u>26,541.77</u>	<u>202,000.00</u>	<u>(175,458.23)</u>	<u>13.1%</u>
Additions to Net Trust Assets:					
Investment income, net of expenses	64,619.65	64,619.65	-	64,619.65	
Unrealized gain (loss) on investments	33,873.14	33,873.14	-	33,873.14	
Total Additions to Net Trust Assets	<u>98,492.79</u>	<u>98,492.79</u>	<u>-</u>	<u>98,492.79</u>	
Change in Net Trust Assets	<u>\$ 71,951.02</u>	<u>\$ 71,951.02</u>	<u>\$ (202,000.00)</u>	<u>\$ 273,951.02</u>	

Multistate Environmental Response Trust
Former Tronox Site in Rome, New York - Environmental Cost Account (ECA)
Schedule of Budget to Actual

	<u>Year Ended</u> <u>December 31, 2022</u>	<u>Annual Budget</u>	<u>Variance</u>	<u>% of</u> <u>Budget</u>
Deductions from Net Trust Assets:				
A - Regulatory Compliance/ O&M	\$ 1,749.66	\$ 10,000.00	\$ (8,250.34)	17.5%
C - New Environmental Actions	27,637.17	220,000.00	(192,362.83)	12.6%
D - Technical Team/Management	30,595.24	81,000.00	(50,404.76)	37.8%
E - Project Fees & Expenses	2,913.75	4,000.00	(1,086.25)	72.8%
F - Regulator Oversight Costs	-	-	-	0.0%
G - Legal & Accounting Costs	11,407.25	25,000.00	(13,592.75)	45.6%
Total Deductions from Net Trust Assets	<u>74,303.07</u>	<u>340,000.00</u>	<u>(265,696.93)</u>	<u>21.9%</u>
Additions to Net Trust Assets:				
Investment income, net of expenses	119,392.55	-	119,392.55	
Unrealized gain (loss) on investments	<u>(71,678.36)</u>	<u>-</u>	<u>(71,678.36)</u>	
Total Additions to Net Trust Assets	<u>47,714.19</u>	<u>-</u>	<u>47,714.19</u>	
Change in Net Trust Assets	<u>\$ (26,588.88)</u>	<u>\$ (340,000.00)</u>	<u>\$ 313,411.12</u>	

[Table of Contents](#)

Report:

Account:

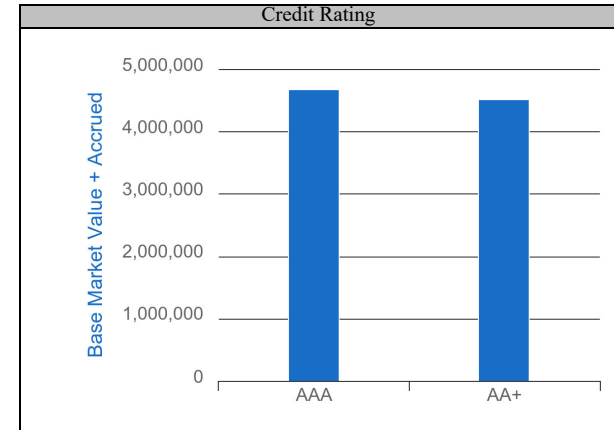
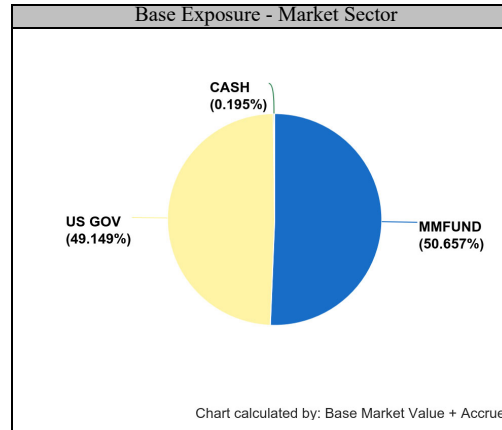
Date:

Quarterly Presentation

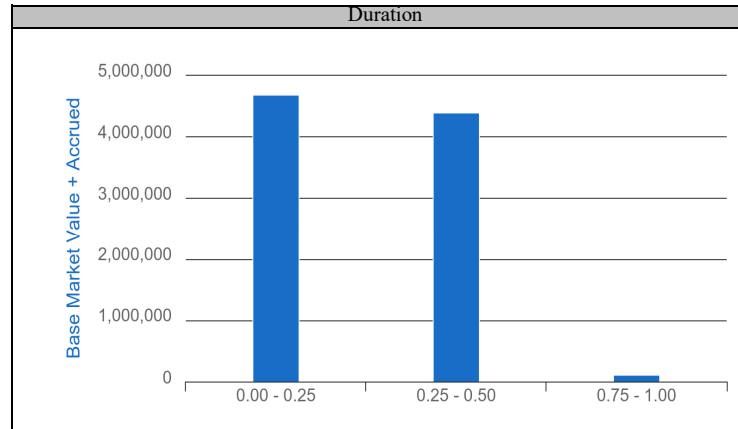
MS-Rome-AGG

01/01/2023 - 03/31/2023

Cash and Fixed Income Summary		
Risk Metric	Market Value	
Cash	17,876	
Treasury MMFund	4,653,427	
Fixed Income	4,514,863	
Total Portfolio	\$	9,186,166
Duration	0.169	
Years to Final Maturity	0.171	
Yield	4.633	
Avg Credit Rating	AAA/Aaa/AAA	
Total Interest Income	\$	65,517



Issuer Concentration	
Issuer Concentration	Market Value
United States Treasury	49.1%
Treasury MMFund	50.7%
Cash	0.2%
Total Portfolio	100.0%

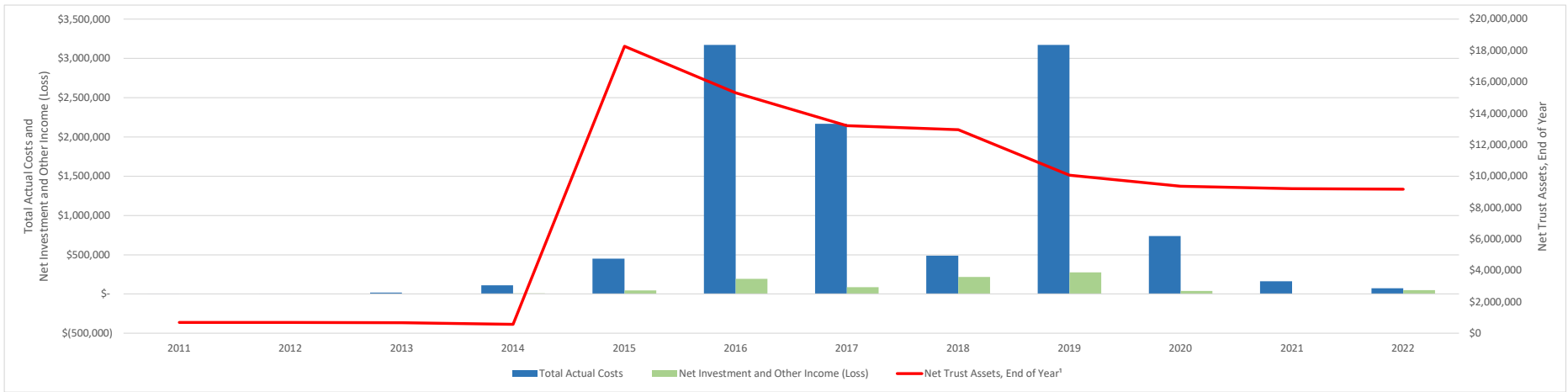


Compliance Overview	
Status	Compliant
As of	03/31/2023

1: * Grouped by: Issuer Concentration

2: * Groups Sorted by: % of Base Market Value + Accrued

**Former Tronox Site in Rome, New York - Environmental Cost Account (ECA)
12 Year Activity Summary
(2011 to 2022)**



	Summary of Activity											Total
	2013	2014	2015	2016	2017	2018	2019	2020	2021	2022		
Initial and Anadarko Funding (Distributions)	\$0	\$0	\$18,106,889	\$18,832	\$0	\$0	\$0	\$0	\$0	\$0	\$0	\$18,825,721
Net Investment and Other Income (Loss)	(\$31)	\$7,980	\$44,780	\$193,024	\$86,258	\$218,204	\$275,639	\$39,003	(\$571)	\$47,714	\$912,137	
Total Actual Costs	\$17,220	\$112,470	\$449,807	\$3,169,660	\$2,169,616	\$488,419	\$3,168,814	\$737,766	\$161,026	\$74,303	\$10,557,531	
Net Trust Assets, End of Year ¹	\$674,457	\$569,967	\$18,271,829	\$15,314,024	\$13,230,665	\$12,960,451	\$10,067,276	\$9,368,512	\$9,206,915	\$9,180,326	\$9,180,326	
Total Approved Budget²	\$70,000	\$335,000	\$6,119,250	\$6,668,000	\$9,046,000	\$5,634,000	\$6,344,000	\$1,276,000	\$454,500	\$340,000	\$36,560,050	

Line Item Cost Centers	Cost Center Detail																					
	2013		2014		2015		2016		2017		2018		2019		2020		2021		2022		TOTAL	
	Actual Costs	Approved Budget	Actual Costs	Approved Budget	Actual Costs	Approved Budget	Actual Costs	Approved Budget	Actual Costs	Approved Budget	Actual Costs	Approved Budget	Actual Costs	Approved Budget	Actual Costs	Approved Budget	Actual Costs	Approved Budget	Actual Costs	Approved Budget	Actual Costs	Approved Budget
A - Regulatory Compliance/O&M	\$0	\$0	\$285	\$5,000	\$23,240	\$30,000	\$23,783	\$43,000	\$23,853	\$145,000	\$12,861	\$35,000	\$6,293	\$50,000	\$1,346	\$41,000	\$1,750	\$10,000	\$1,750	\$10,000	\$95,160	\$369,000
C - New Environmental Actions	\$15,051	\$45,000	\$85,228	\$250,000	\$337,268	\$5,860,250	\$3,051,544	\$6,378,000	\$1,925,515	\$8,525,000	\$291,515	\$5,042,000	\$2,925,062	\$5,708,000	\$565,710	\$942,000	\$108,196	\$317,000	\$27,637	\$220,000	\$9,332,726	\$33,477,250
D - Technical Team/Project Management	\$0	\$0	\$13,015	\$45,000	\$75,814	\$149,000	\$59,248	\$167,000	\$111,715	\$152,000	\$123,586	\$239,000	\$174,720	\$266,000	\$123,491	\$188,000	\$37,611	\$75,500	\$30,595	\$81,000	\$749,795	\$1,362,500
E - Trustee Fees	\$2,169	\$15,000	\$13,462	\$20,000	\$4,355	\$25,000	\$10,769	\$25,000	\$53,821	\$85,000	\$20,981	\$103,000	\$15,593	\$102,000	\$7,514	\$28,000	\$236	\$9,000	\$2,914	\$4,000	\$140,242	\$459,300
F - Regulator Oversight Costs	\$0	\$0	\$0	\$5,000	\$0	\$30,000	\$0	\$30,000	\$0	\$30,000	\$0	\$30,000	\$0	\$30,000	\$0	\$30,000	\$0	\$15,000	\$0	\$0	\$0	\$240,000
G - Legal and Accounting Fees	\$0	\$10,000	\$480	\$10,000	\$9,130	\$25,000	\$24,316	\$25,000	\$54,711	\$109,000	\$39,476	\$185,000	\$47,147	\$188,000	\$39,706	\$47,000	\$13,234	\$28,000	\$11,407	\$25,000	\$239,608	\$652,000
Total	\$17,220	\$70,000	\$112,470	\$335,000	\$449,807	\$6,119,250	\$3,169,660	\$6,668,000	\$2,169,616	\$9,046,000	\$488,419	\$5,634,000	\$3,168,814	\$6,344,000	\$737,766	\$1,276,000	\$161,026	\$454,500	\$74,303	\$340,000	\$10,557,531	\$36,560,050

	Summary of Activity	
	2011	2012
Initial and Anadarko Funding (Distributions)	\$700,000	\$0
Net Investment and Other Income (Loss)	\$59	\$79
Total Actual Costs	\$3,082	\$5,348
Net Trust Assets, End of Year ¹	\$696,977	\$691,708
Total Approved Budget²	\$40,000	\$233,300

Line Item Cost Centers	Cost Center Detail			
	2011		2012	
	Actual Costs	Approved Budget	Actual Costs	Approved Budget
A - Regulatory Compliance/O&M	\$0	\$0	\$0	\$0
C - New Environmental Actions	\$0	\$0	\$0	\$190,000
D - Technical Team/Project Management	\$0	\$0	\$0	\$0
E - Trustee Fees	\$3,082	\$20,000	\$5,348	\$23,300
F - Regulator Oversight Costs	\$0	\$20,000	\$0	\$20,000
G - Legal and Accounting Fees	\$0	\$0	\$0	\$0
Total	\$3,082	\$40,000	\$5,348	\$233,300

¹Net Trust Assets, End of Year for 2011 = Initial and Anadarko Funding (Distributions) + Net Investment and Other Income (Loss) - Total Actual Costs. Net Trust Assets, End of Year for 2012 through 2022 = prior year Net Trust Assets, End of Year + Initial and Anadarko Funding (Distributions) + Net Investment and Other Income (Loss) - Total Actual Costs.

²Total Approved Budget is presented for informational purposes only.