



Greenfield Environmental Multistate Trust LLC,
Trustee of the Multistate Environmental Response Trust
By Greenfield Environmental Trust Group, Inc., Member
P.O. Box 1189 Helena, Montana 59624
Telephone: (406)457-2142
Email: jr@g-etg.com

January 17, 2023

By Electronic Mail

Charles King
Environmental Protection Agency

Christopher Cole
Environmental Protection Agency

Stacey Haire
Florida Department of Environmental Protection

Kelly Crain
Florida Department of Environmental Protection

Dean Cox
Florida Department of Environmental Protection

Jen Farrell
Florida Department of Environmental Protection

Subject: Third Quarter 2022 Financial Statements

Greenfield Environmental Multistate Trust, LLC, Trustee of the Multistate Environmental Response Trust (the Multistate Trust), hereby submits the attached financial statements for the Multistate Trust - Former Kerr-McGee AgChem Site in Jacksonville, Florida to the beneficiaries.

The attached financial statements cover the year to date ended September 30, 2022, and the year ended December 31, 2021, and are submitted pursuant to the Multistate Trust's obligations under ¶6.1 of the Environmental Response Trust Agreement.

Please do not hesitate to contact me or Cindy Brooks with any questions pertaining to the attached.

Sincerely,

Greenfield Environmental Multistate Trust, LLC
Trustee of the Multistate Environmental Response Trust
By: Greenfield Environmental Trust Group, Inc., Member

A handwritten signature in blue ink that reads 'Jen Roberts, CPA'. Below the signature is a horizontal line.

Name: Jennifer Roberts, CPA
Title: Director of Financial Affairs

Enclosure

cc: Cynthia Brooks
USANYS.TrnoxTrustReports@usdoj.gov



Accountant's Compilation Report

To the Trustees and Beneficiaries
Greenfield Environmental Multistate Trust Group LLC
Trustee for the Multistate Environmental Response Trust (Multistate Trust)

Site: Former Kerr-McGee AgChem Site in Jacksonville, Florida

The Trustees are responsible for the accompanying special purpose financial statements of the Multistate Trust Site, which comprise the statements of net trust assets as of September 30, 2022 and December 31, 2021, and the related statements of changes in net trust assets for the year to date ended September 30, 2022 and the year then ended December 31, 2021 and for determining that the special purpose basis of accounting is an acceptable financial reporting framework. We have performed a compilation engagement in accordance with *Statements on Standards for Accounting and Review Services* promulgated by the Accounting and Review Services Committee of the AICPA. We did not audit or review the financial statements nor were we required to perform any procedures to verify the accuracy or completeness of the information provided by the trustees. Accordingly, we do not express an opinion, a conclusion, nor provide any form of assurance on these financial statements.

The financial statements are prepared in accordance with the special purpose basis of accounting in accordance with the requirements of the Trust's obligations under ¶6.1 of the Environmental Response Trust Agreement, which is a basis of accounting other than accounting principles generally accepted in the United States.

Management has elected to omit substantially all the disclosures ordinarily included in financial statements prepared in accordance with the prescribed format basis of accounting. If the omitted disclosures were included in the financial statements, they might influence the user's conclusions about the Trust's assets, liabilities, net trust assets, additions, and deductions. Accordingly, the financial statements are not designed for those who are not informed about such matters.

Supplementary Information

The Schedules of Budget to Actual, the Quarterly Investment Presentation and the 11 Year Activity Summary Report supplementary information is presented for purposes of additional analysis and is not a required part of the special purpose financial statements. This information is the representation of the trustees. The information was subject to our compilation engagements; however, we have not audited or reviewed the supplementary information and, accordingly, do not express an opinion, a conclusion, nor provide any form of assurance on such supplementary information.

We are not independent with respect to Multistate Environmental Response Trust.

A handwritten signature in cursive script that reads "Wipfli LLP".

Wipfli LLP

December 15, 2022
Helena, MT

Multistate Environmental Response Trust
Former Kerr-McGee AgChem Site in Jacksonville, Florida
Statements of Net Trust Assets
As of September 30, 2022 and December 31, 2021

	<u>September 30, 2022</u>	<u>December 31, 2021</u>
Assets		
Cash - ECA	\$ 758,928.65	\$ 1,787,842.72
Cost Reimbursement Receivable - ECA	951,131.92	436,925.53
Receivables - ECA	2,842.78	7,527.95
Investments - ECA	71,026,172.92	71,825,300.57
Investments - SA	13,645,426.26	13,808,216.90
Total Assets	<u>\$ 86,384,502.53</u>	<u>\$ 87,865,813.67</u>
Liabilities		
Accounts Payable - ECA	\$ 465,949.32	\$ 329,853.44
Accounts Payable - SA	4,094.12	1,393.37
Due to Other Funds - ECA	-	847.98
Total Liabilities	<u>470,043.44</u>	<u>332,094.79</u>
Net Trust Assets, Jacksonville	<u>85,914,459.09</u>	<u>87,533,718.88</u>
Total Liabilities & Net Trust Assets	<u>\$ 86,384,502.53</u>	<u>\$ 87,865,813.67</u>

Statements of Changes in Net Trust Assets
For the Year to Date Ended September 30, 2022 and the Year Ended December 31, 2021

	<u>Year to Date Ended September 30, 2022</u>	<u>Year Ended December 31, 2021</u>
ECA-Deductions from Net Trust Assets:		
A - Regulatory Compliance/ O&M	\$ 26,871.00	\$ 24,791.23
C - New Environmental Actions	1,555,299.62	3,400,226.30
D - Technical Team/Management	535,146.34	691,150.90
E - Project Fees & Expenses	30,476.25	73,235.00
F - Regulator Oversight Costs	-	-
G - Legal & Accounting Costs	265,360.05	289,425.70
Total Deductions from Net Trust Assets - ECA	<u>2,413,153.26</u>	<u>4,478,829.13</u>
ECA-Additions to Net Trust Assets:		
Cost Reimbursement	951,131.92	1,790,372.82
Investment income, net of expenses	522,262.92	80,623.47
Unrealized gain (loss) on investments	(514,009.98)	(69,441.22)
Total Additions to Net Trust Assets - ECA	<u>959,384.86</u>	<u>1,801,555.07</u>
Change in Net Trust Assets - ECA	<u>(1,453,768.40)</u>	<u>(2,677,274.06)</u>
SA Changes to Net Trust Assets:		
SA: Investment income, net of expenses	(25,901.99)	20,758.51
SA: Unrealized gain (loss) on investments	(139,589.40)	(65,314.48)
Change in Net Trust Assets - SA	<u>(165,491.39)</u>	<u>(44,555.97)</u>
Net Trust Assets, Jacksonville Beginning	<u>87,533,718.88</u>	<u>90,255,548.91</u>
Net Trust Assets, Jacksonville End	<u>\$ 85,914,459.09</u>	<u>\$ 87,533,718.88</u>
Net Trust Assets - ECA	\$ 72,273,126.95	\$ 73,726,895.35
Net Trust Assets - SA	<u>13,641,332.14</u>	<u>13,806,823.53</u>
	<u>\$ 85,914,459.09</u>	<u>\$ 87,533,718.88</u>
Anadarko Settlement Funding, 2015 & 2016		\$ 90,628,603.00
Original Amount Funded, 2011		\$ 4,220,981.00

Note:

ECA - Environmental Cost Account
SA - Segregated Amount (SA) Subaccount

Multistate Environmental Response Trust
Former Kerr-McGee AgChem Site in Jacksonville, Florida - ECA
Schedule of Budget to Actual

	Quarter Ended September 30, 2022	Year to Date Ended September 30, 2022	Annual Budget	Variance	% of Budget
ECA-Deductions from Net Trust Assets:					
A - Regulatory Compliance/ O&M	\$ 24,421.00	\$ 26,871.00	\$ 50,000.00	\$ (23,129.00)	53.7%
C - New Environmental Actions	341,937.86	1,555,299.62	5,224,000.00	(3,668,700.38)	29.8%
D - Technical Team/Management	184,220.83	535,146.34	988,000.00	(452,853.66)	54.2%
E - Project Fees & Expenses	7,008.75	30,476.25	86,000.00	(55,523.75)	35.4%
F - Regulator Oversight Costs ¹	-	-	500,000.00	(500,000.00)	0.0%
G - Legal & Accounting Costs	72,012.87	265,360.05	563,000.00	(297,639.95)	47.1%
Total Deductions from Net Trust Assets	<u>629,601.31</u>	<u>2,413,153.26</u>	<u>7,411,000.00</u>	<u>(4,997,846.74)</u>	<u>32.6%</u>
ECA - Additions to Net Trust Assets:					
Cost Reimbursement	246,616.83	951,131.92	-	951,131.92	100.0%
Investment income, net of expenses	326,633.97	522,262.92	-	522,262.92	100.0%
Unrealized gain (loss) on investments	(248,207.50)	(514,009.98)	-	(514,009.98)	100.0%
Total Additions to Net Trust Assets	<u>325,043.30</u>	<u>959,384.86</u>	<u>-</u>	<u>959,384.86</u>	<u>100.0%</u>
Change in Net Trust Assets - ECA	<u>\$ (304,558.01)</u>	<u>\$ (1,453,768.40)</u>	<u>\$ (7,411,000.00)</u>	<u>\$ 5,957,231.60</u>	<u>19.6%</u>

¹Cost Center F Regulator Oversight Costs have not been received for costs incurred since 1/1/2014 to date.

Multistate Environmental Response Trust
Former Kerr-McGee AgChem Site in Jacksonville, Florida
Schedule of Budget to Actual

	<u>Year Ended</u> <u>December 31, 2021</u>	<u>Annual Budget</u>	<u>Variance</u>	<u>% of</u> <u>Budget</u>
ECA-Deductions from Net Trust Assets:				
A - Regulatory Compliance/ O&M	\$ 24,791.23	\$ 50,000.00	\$ (25,208.77)	49.6%
C - New Environmental Actions	3,400,226.30	8,863,000.00	(5,462,773.70)	38.4%
D - Technical Team/Management	691,150.90	1,166,000.00	(474,849.10)	59.3%
E - Project Fees & Expenses	73,235.00	100,000.00	(26,765.00)	73.2%
F - Regulator Oversight Costs ¹	-	500,000.00	(500,000.00)	0.0%
G - Legal & Accounting Costs	289,425.70	721,000.00	(431,574.30)	40.1%
Total Deductions from Net Trust Assets	<u>4,478,829.13</u>	<u>11,400,000.00</u>	<u>(6,921,170.87)</u>	<u>39.3%</u>
ECA-Additions to Net Trust Assets:				
Cost Reimbursement	1,790,372.82	-	1,790,372.82	100.0%
Sale of Property	-	-	-	0.0%
Investment income, net of expenses	80,623.47	-	80,623.47	100.0%
Unrealized gain (loss) on investments	<u>(69,441.22)</u>	<u>-</u>	<u>(69,441.22)</u>	<u>100.0%</u>
Total Additions to Net Trust Assets	<u>1,801,555.07</u>	<u>-</u>	<u>1,801,555.07</u>	<u>100.0%</u>
Change in Net Trust Assets - ECA	<u>\$ (2,677,274.06)</u>	<u>\$ (11,400,000.00)</u>	<u>\$ 8,722,725.94</u>	<u>23.5%</u>

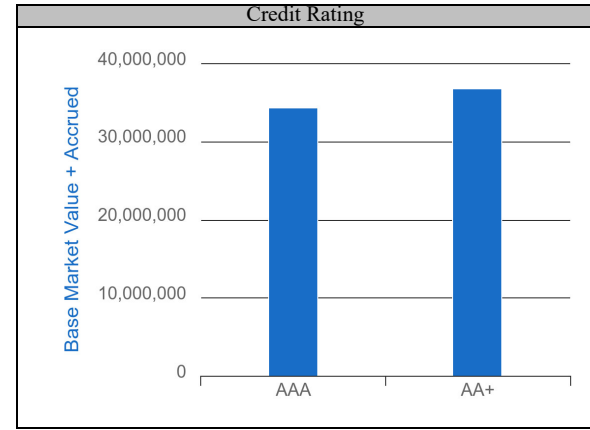
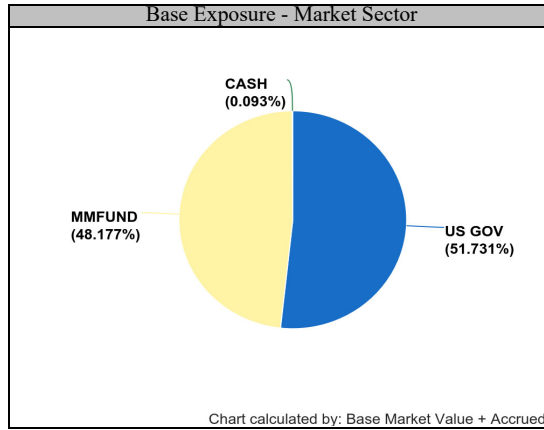
¹Cost Center F Regulator Oversight Costs have not been received for costs incurred since 1/1/2014 to date.

[Table of Contents](#)

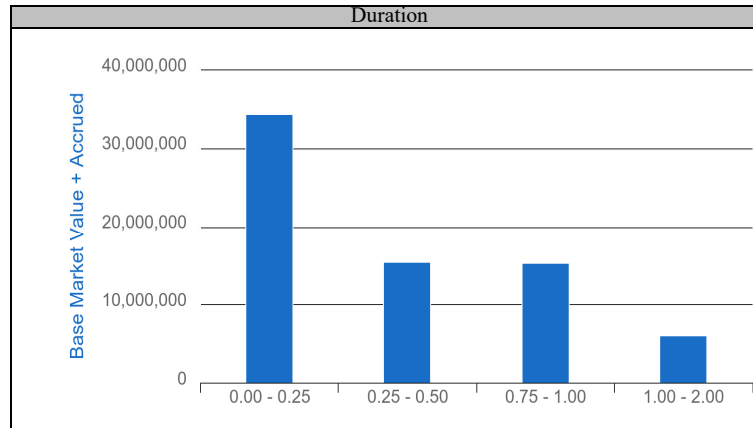
Report:
Account:
Date:

Quarterly Presentation
MS-JAX AgChem ECA - AGG
07/01/2022 - 09/30/2022

Cash and Fixed Income Summary	
Risk Metric	Market Value
Cash	65,813
Treasury MMFund	34,218,096
Fixed Income	36,742,264
Total Portfolio	\$ 71,026,173
Duration	0.357
Years to Final Maturity	0.366
Yield	3.302
Avg Credit Rating	AA+/Aa1/AA+
Total Interest Income	\$ 332,886



Issuer Concentration	
Issuer Concentration	Market Value
United States Treasury	51.7%
Treasury MMFund	48.2%
Cash	0.1%
Total Portfolio	100.0%



Compliance Overview	
Status	Compliant
As of	09/30/2022

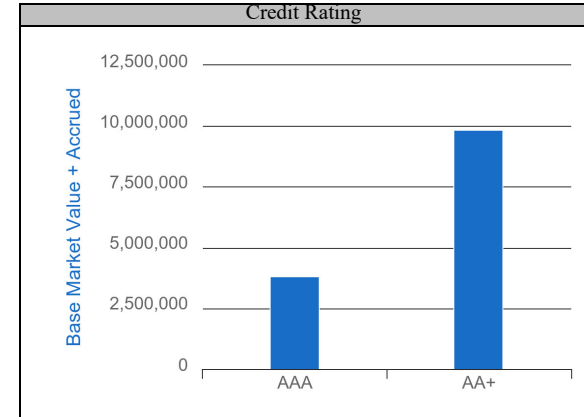
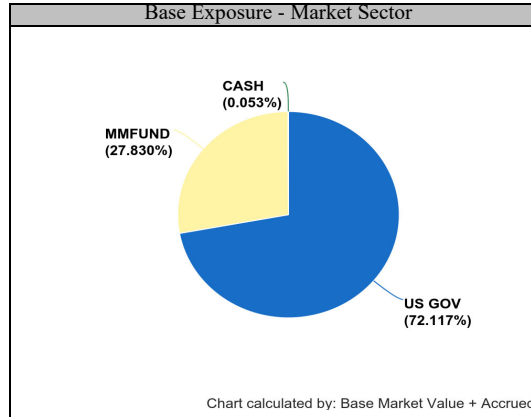
1: * Grouped by: Issuer Concentration
2: * Groups Sorted by: % of Base Market Value + Accrued

[Table of Contents](#)

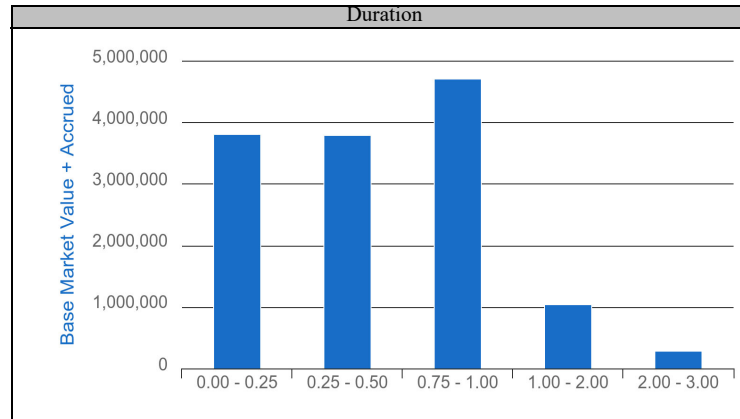
Report:
Account:
Date:

Quarterly Presentation
MS-JAX AgCH SA-AGG
07/01/2022 - 09/30/2022

Cash and Fixed Income Summary	
Risk Metric	Market Value
Cash	7,268
Treasury MMFund	3,797,536
Fixed Income	9,840,622
Total Portfolio	\$ 13,645,426
Duration	0.528
Years to Final Maturity	0.543
Yield	3.615
Avg Credit Rating	AA+/Aa1/AA+
Total Interest Income	\$ 23,572



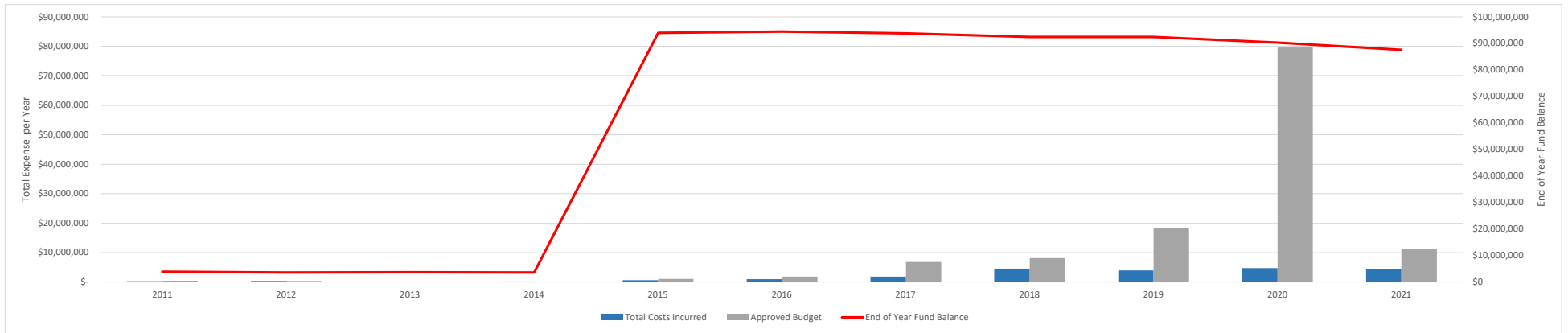
Issuer Concentration	
Issuer Concentration	Market Value
United States Treasury	72.1%
Treasury MMFund	27.8%
Cash	0.1%
Total Portfolio	100.0%



Compliance Overview	
Status	Compliant
As of	09/30/2022

1: * Grouped by: Issuer Concentration
2: * Groups Sorted by: % of Base Market Value + Accrued

**Former Kerr-McGee AgChem Site in Jacksonville, Florida
11 Year Activity Summary
(2011 to 2021)**



Summary of Activity																						
	2011	2012	2013	2014	2015	2016	2017	2018	2019	2020	2021	Total										
End of Year Fund Balance	\$3,951,386	\$3,616,746	\$3,678,178	\$3,622,935	\$93,946,140	\$94,492,399	\$93,791,570	\$92,403,902	\$92,360,710	\$90,255,549	\$87,533,719	\$87,533,719										
Total Costs Incurred	\$269,953	\$335,101	\$199,440	\$160,712	\$623,257	\$1,022,748	\$1,861,631	\$4,560,112	\$3,923,838	\$4,754,456	\$4,478,829	\$22,084,949										
Approved Budget	\$424,433	\$385,270	\$199,440	\$232,900	\$1,121,443	\$1,904,500	\$6,804,000	\$8,187,400	\$18,302,000	\$79,583,000	\$11,400,000	\$128,544,386										
Net Investment and Other Income	\$357	\$461	\$155,745	\$105,469	\$412,020	\$1,474,847	\$1,160,801	\$3,172,444	\$3,880,647	\$2,649,294	\$1,756,999	\$14,769,085										
Initial and Anadarko Funding and (Distributions)	\$4,220,981	\$0	\$0	\$0	\$90,534,443	\$94,160	\$0	\$0	\$0	\$0	\$0	\$94,849,584										

Line Item Cost Centers	Cost Center Detail																							
	2011		2012		2013		2014		2015		2016		2017		2018		2019		2020		2021		TOTAL	
	Actual Costs	Approved Budget	Actual Costs	Approved Budget	Actual Costs	Approved Budget	Actual Costs	Approved Budget	Actual Costs	Approved Budget	Actual Costs	Approved Budget	Actual Costs	Approved Budget	Actual Costs	Approved Budget	Actual Costs	Approved Budget	Actual Costs	Approved Budget	Actual Costs	Approved Budget	Actual Costs	Approved Budget
A - Regulatory Compliance/O&M	\$20,222	\$40,000	\$14,196	\$25,000	\$4,971	\$17,000	\$3,318	\$5,800	\$5,272	\$9,100	\$13,324	\$203,000	\$8,220	\$195,000	\$236,541	\$669,600	\$35,811	\$263,000	\$29,577	\$60,000	\$24,791	\$50,000	\$396,244	\$1,537,500
C - New Environmental Actions	\$15,048	\$100,000	\$171,215	\$205,400	\$22,391	\$50,000	\$66,426	\$120,000	\$364,409	\$534,243	\$444,887	\$777,500	\$1,032,497	\$4,562,000	\$3,231,932	\$5,323,000	\$2,606,914	\$14,876,000	\$3,393,353	\$76,739,000	\$3,400,226	\$8,863,000	\$14,749,299	\$112,150,143
D - Technical Team/Project Management	\$0	\$0	\$0	\$0	\$0	\$0	\$44,548	\$52,600	\$163,663	\$254,000	\$287,106	\$431,000	\$565,712	\$687,000	\$699,659	\$849,000	\$906,730	\$1,474,000	\$833,884	\$1,242,000	\$691,151	\$1,166,000	\$4,192,452	\$6,155,600
E - Trustee Fees	\$40,251	\$80,000	\$74,781	\$75,000	\$29,222	\$50,000	\$44,239	\$44,500	\$83,440	\$154,000	\$245,230	\$287,000	\$150,404	\$295,000	\$129,817	\$296,000	\$72,465	\$412,000	\$55,112	\$304,000	\$73,235	\$100,000	\$998,195	\$2,097,500
F - Regulator Oversight Costs	\$194,432	\$194,433	\$74,869	\$74,870	\$32,440	\$32,440	\$0	\$0	\$0	\$150,000	\$0	\$150,000	\$0	\$500,000	\$0	\$500,000	\$0	\$500,000	\$0	\$500,000	\$0	\$500,000	\$301,741	\$3,101,743
G - Legal and Accounting Fees	\$0	\$10,000	\$40	\$5,000	\$5,289	\$50,000	\$2,182	\$10,000	\$6,474	\$20,100	\$32,200	\$56,000	\$104,798	\$565,000	\$262,162	\$549,800	\$301,918	\$777,000	\$442,530	\$738,000	\$289,426	\$721,000	\$1,447,019	\$3,501,900
Total	\$269,953	\$424,433	\$335,101	\$385,270	\$94,313	\$199,440	\$160,712	\$232,900	\$623,257	\$1,121,443	\$1,022,748	\$1,904,500	\$1,861,631	\$6,804,000	\$4,560,112	\$8,187,400	\$18,302,000	\$79,583,000	\$4,754,456	\$79,583,000	\$4,478,829	\$11,400,000	\$22,084,949	\$128,544,386